

AGENDA



REGULAR MEETING OF THE BOARD OF DIRECTORS OF THE ALPINE FIRE PROTECTION DISTRICT

FIRE STATION 17 (MEETING ROOM) 1364 TAVERN RD, ALPINE

TUESDAY, JANUARY 15, 2019 - 5:00 P.M.

All exhibits described here are available for public inspection at the time and date as listed above or prior to such meeting when reports are ready in the fire station. Persons with a disability requesting disability-related modifications or accommodations, including auxiliary aids or services in order to participate in the public meeting may do so by contacting the Clerk of the Board at (619) 445-2635 during regular office hours. Notification 24 hours prior to the meeting will enable the District to make reasonable arrangements to assure accessibility to the meeting.

1) ATTENDANCE AT THE REGULAR MEETING

Board Members arriving after the meeting begins will be noted PRESENT at the point in which they arrive. Board Members leaving the meeting will be noted ABSENT at the point that they leave and PRESENT at the point they reenter the meeting.

2) PLEDGE OF ALLEGIANCE

3) INVOCATION

4) APPROVAL OF AGENDA

5) APPROVAL OF MINUTES

1. Approval of the Minutes of December 18, 2018 (pgs. 3-7)

6) PUBLIC HEARING ON AGENDA ITEMS

The public may comment on any matter on the agenda at this time or may request of the Board that public comment be heard immediately prior to the Board taking action on a particular item. If there are no requests for further public comment on a particular matter then this portion of the agenda shall conclude public comment on all agenda items.

7) DISCUSSION – POSSIBLE ACTION ITEMS

1. **Finance Committee Meeting.** Discussion / Action.
To establish a date for the finance committee to meet to discuss budget for FY19/20. (**Finance committee members, please bring your calendars**)
2. **Bank Accounts – Update Signature Cards.** Discussion/Action.
Authorize staff to update signature cards to reflect current slate of Board of Directors, Fire Chief and Finance Officer (affected accounts - California Bank and Trust)

8) CONSENT CALENDAR

1. Financial Reports – December 2018 (pgs. 8-33)

AGENDA

2. Employee Reimbursement Report: – December 2018 (pg. 34)
3. Investment Portfolio as of December 2018 (pg. 35)
4. Quarterly Investment Report as of December 31, 2018 (pg. 36-49)

9) REPORTS – Information Only

1. Fire Chief (pgs. 50-52)
2. Fire Marshal (pg. 53)
3. Local 2638
4. Board or Staff Committee Reports (HCFA, HTFA, FAIRA, PASIS, et. al)
5. Fire Statistics by Incident Type for prior month (pg. 54-55)
6. Grant Update (pgs. 56-57)

10) PUBLIC DISCUSSION

In accordance with state law, an item not on the agenda may be brought forth by the general public for discussion. No action or discussion shall be undertaken, except that members of the board may briefly respond to statements or questions posed by the general public. In addition, on their own initiative or in response to questions posed by the public, the board members may ask a question for clarification; provide a reference to staff or other resources for factual information or request staff to report back to the board at a subsequent meeting concerning any matter. Furthermore, a member of the Board may take action to direct staff to place a matter of business on a future agenda.

11) DIRECTOR'S REPORTS

Items or reports from Board Members not printed on the Agenda may not be discussed by the Board, but if appropriate, will be placed on a future Agenda.

12) CLOSED SESSION

a) California Government Code §54957.6 CONFERENCE WITH NEGOTIATORS

Negotiators: Mann, Taylor
Title: Local 2638, Safety

b) California Government Code §54956.9 CONFERENCE WITH LEGAL COUNSEL – POTENTIAL LITIGATION

Significant exposure to litigation pursuant to subdivision (b) of Section 54956.9
Case: Workers' Compensation related case

13) ADJOURNMENT

NOTIFICATION OF NEXT MEETINGS

Next regular meeting will be held:

February 19, 2019 at 5:00 p.m.

Alpine Fire Station 17, (Meeting Room) 1364 Tavern Road, Alpine

Certification of Posting

I certify that on January 11, 2019, I posted a copy of the foregoing agenda near the regular meeting place of the Board of Directors of Alpine Fire Protection District, said time being at least 72 hours in advance of the regular meeting of the Board of Directors. (Govt. Code Section 54954.2)

Executed at Alpine, California, on January 11, 2019.



Alicea Caccavo, Clerk of the Board

MINUTES



REGULAR MEETING OF THE BOARD OF DIRECTORS OF THE ALPINE FIRE PROTECTION DISTRICT

FIRE STATION 17 (MEETING ROOM) 1364 TAVERN RD, ALPINE

TUESDAY, DECEMBER 18, 2018 - 5:00 P.M.

All exhibits described here are available for public inspection at the time and date as listed above or prior to such meeting when reports are ready in the fire station. Persons with a disability requesting disability-related modifications or accommodations, including auxiliary aids or services in order to participate in the public meeting may do so by contacting the Clerk of the Board at (619) 445-2635 during regular office hours. Notification 24 hours prior to the meeting will enable the District to make reasonable arrangements to assure accessibility to the meeting.

1) ATTENDANCE AT THE REGULAR MEETING

Board Members arriving after the meeting begins will be noted PRESENT at the point in which they arrive. Board Members leaving the meeting will be noted ABSENT at the point that they leave and PRESENT at the point they reenter the meeting.

The meeting was called to order at 5:00pm by Director Easterling. Roll call by Clerk of the Board Alicea Caccavo. Directors in attendance: Easterling, Mann, Price, Taylor and Marugg. Also present, Fire Chief Bill Paskle, Legal Counsel Steve Fitch and Clerk of the Board Alicea Caccavo.

2) PLEDGE OF ALLEGIANCE

Director Martin Marugg

3) INVOCATION

Chaplain Drew Macintyre

4) APPROVAL OF AGENDA

Motion to approve agenda as presented.

(M/Mann 2nd/Price Absent/None Approved 5-0)

5) APPROVAL OF MINUTES

1. Approval of the Minutes of November 20, 2018 (pgs.5-8)

Motion to approve the minutes with changes made in italics.

(M/Price 2nd/Mann Absent/None Approved 5-0)

6) CORRESPONDENCE

No correspondence.

MINUTES

7) RECOGNITION – Board Director

Board of Directors thanked Director Martin Marugg for his years of serving the Alpine Fire Protection District Board. Fire Chief Paskle presented Director Marugg with a plaque from the District thanking him for sixteen years of service.

8) SWEARING IN CEREMONY

District Legal Counsel will swear in the following Directors: (pgs. 9-11) 4 year term:

- Jim Easterling
- Pat Price
- Baron “Barry” Willis

Directors Price, Easterling and Willis were sworn in by Legal Counsel Steve Fitch.

➤ Break for Refreshments to recognize outgoing and incoming Board Members

9) PUBLIC HEARING ON AGENDA ITEMS

The public may comment on any matter on the agenda at this time or may request of the Board that public comment be heard immediately prior to the Board taking action on a particular item. If there are no requests for further public comment on a particular matter then this portion of the agenda shall conclude public comment on all agenda items. **Read. No comment.**

10) DISCUSSION – POSSIBLE ACTION ITEMS

1. **LAFCO – Call for Nominations.** Discussion/Action. Formal notice pursuant to Government Code Section 56332(1) to solicit two special district members – (a) one regular and (b) one alternate – to serve on the San Diego Local Agency Formation Commission (LAFCO).
(pgs. 12-13) (Attachment A pg. 14)

Motion to table item until January regularly scheduled meeting.
(M/Mann 2nd/Price Absent/None Approved 5-0)

2. Election of Officers.

	<u>Current Officers</u>	<u>Inception</u>	<u>2019 Officers</u>
<u>President</u>	Director Easterling	2017	<u>Director Easterling</u>
<u>Vice President</u>	Director Mann	2015	<u>Director Mann</u>
<u>Secretary</u>	Director Price	2017	<u>Director Price</u>

Motion to nominate Director Easterling as President.
(M/Mann 2nd/Price Absent/None Approved 5-0)

Motion to nominate Director Mann as Vice President.
(M/Price 2nd/Easterling Absent/None Approved 5-0)

Motion to nominate Director Price as Secretary.
(M/Mann 2nd/Taylor Absent/None Approved 5-0)

3. Appointment of Representatives and Committee Representatives:

	<u>Current Representatives</u>	<u>Inception</u>	<u>2019 Representatives</u>
a)	<u>HCFA (Heartland Communications Facility Authority)</u>		
	<u>Primary Rep.</u> Director Marugg	2013	<u>Director Taylor</u>
	<u>Alternate Rep.</u> Director Taylor	2017	<u>Director Willis</u>

Motion to nominate Director Taylor as Primary and Director Willis as Alternate.
(M/Easterling 2nd/Mann Absent/None Approved 5-0)

MINUTES

- b) HFTA (Heartland Fire Training Authority)
Primary Rep. Director Marugg 2012 Director Mann
Alternate Rep. Director Mann 2014 Director Willis

**Motion to nominate Director Mann as Primary and Director Willis as Alternate.
 (M/Taylor 2nd/Easterling Absent/None Approved 5-0)**

- c) FAIRA (Fire Agencies Insurance Risk Authority)
Primary Rep. Chief Paskle 2009 Chief Paskle
Alternate Rep. Director Price 2014 Director Price
- d) FDAC-EBA (Fire Districts Association of California –
 Employee Benefits Association)
Primary Rep. Chief Paskle 2017 Chief Paskle
Alternate Rep. FO Caccavo 2017 Finance Officer Caccavo
- e) PASIS (Public Agency Self Insurance System)
Primary Rep. Chief Paskle 2009 Chief Paskle
Alternate Rep. FO Caccavo 2017 Finance Officer Caccavo
- f) Tribal Fire Relations
 Chief Paskle 2011 Chief Paskle
 Director Easterling 2011 Director Easterling

**Motion to nominate representatives to remain as listed for Items C-F.
 (M/Mann 2nd/Price Absent/None Approved 5-0)**

- g) Labor Negotiations Committee (Safety)
 Director Price 2012 Director Mann
 Director Mann 2015 Director Taylor
- h) Labor Negotiations Committee (Unrepresented)
 Director Price 2012 Director Mann
 Director Mann 2015 Director Taylor
- i) Labor Negotiations Committee (Chief Officers)
 Director Price 2012 Director Mann
 Director Mann 2015 Director Taylor

**Motion to nominate Director Mann as Primary and Director Taylor as Alternate for Items G-I.
 (M/Price 2nd/Easterling Absent/None Approved 5-0)**

- j) Financial Oversight Committee
 Director Price 2014 Director Willis
 Director Taylor 2017 Director Taylor
 Chief Paskle 2009 Chief Paskle
 FO Caccavo 2017 Finance Officer Caccavo

**Motion to nominate Directors Taylor, Willis, Fire Chief Paskle and Finance Officer Caccavo.
 (M/Price 2nd/Mann Absent/None Approved 5-0)**

MINUTES

- k) Strategic Plan Committee
Director Easterling 2011 Director Easterling
Director Price 2012 Director Price

Motion to nominate representatives to remain as listed for Item K.
(M/Mann 2nd/Taylor Absent/None Approved 5-0)

- l) Legislative Committee
Director Price 2014 Director Price
Director Mann 2014 Director Mann

Motion to nominate representatives to remain as listed for Item L.
(M/Taylor 2nd/Willis Absent/None Approved 5-0)

11) CONSENT CALENDAR

1. Financial Reports – November 30, 2018 (pgs. 15-37)
2. Investment Portfolio as of November 30, 201/ (pg. 38)
3. Employee Reimbursement Report – November 2018 **No employee reimbursements.**

Director Taylor requested adding a footnote to understand the how/when revenue is received. Finance Officer Caccavo to confirm with Accountant what is best practice moving forward.

Motion to approve Consent Calendar as presented.

(M/Mann 2nd/Price Absent/None Approved 5-0)

12) REPORTS – Information Only

1. Fire Chief (pgs. 39-40)

Fire Chief Bill Paskle: Application period for Firefighter/Paramedic was closed. Testing scheduled for January. Board is scheduled to have the Brown Act, Ethics & Harassment Training. Subsequent discussion concluded that training would be done the day of the regularly scheduled February meeting, February 19, 2019 starting at 10am.

2. Fire Marshal – November (pg. 41)

Fire Marshal Jason McBroom: Office of State Fire Marshal has appointed Fire Marshal McBroom to sit on the advisory committee for the automatic extinguishing systems for the state of California for code cycle 2020.

3. Local 2638

Local President Shane Ozbirn: Thank you for all that came to the Christmas party. A pancake breakfast has been scheduled for Saturday, February 16th from 9:00 to 12:00pm for the community to raise awareness.

4. Board or Staff Committee Reports (HCFA, HTFA, FAIRA, PASIS, et. al)

Director Price: Discussed solar systems that are done by Grossmont School with district finance person; suggested looking into it.

Fire Statistics by Incident Type for prior month – November (pg. 42) **No comment.**

5. Grant Update (pgs. 43-44) **No update.**

13) PUBLIC DISCUSSION

In accordance with state law, an item not on the agenda may be brought forth by the general public for discussion. No action or discussion shall be undertaken, except that members of the board may briefly respond to statements or questions posed by the general public. In addition, on their own initiative or in response to questions posed by the public, the board members may ask a question for clarification; provide a reference to staff or other resources for

MINUTES

factual information or request staff to report back to the board at a subsequent meeting concerning any matter. Furthermore, a member of the Board may take action to direct staff to place a matter of business on a future agenda. **Director Willis conveyed his journey campaigning and would like to put himself out in the community again regarding defensible space. Fire Chief advised that it would be best to do with a uniformed personnel so that any questions that arise from the public are clearly addressed. Director Willis went on to convey that we should constantly strive to improve.**

14) DIRECTOR'S REPORTS

Items or reports from Board Members not printed on the Agenda may not be discussed by the Board, but if appropriate, will be placed on a future Agenda.

Easterling: None.

Price: None.

Mann: None.

Taylor: None.

Willis: None.

15) ADJOURNMENT

Motion to adjourn at 5:35 p.m.

(M/Taylor 2nd/Mann Absent/None Approved 5-0)

NOTIFICATION OF NEXT MEETINGS

Next regular meeting will be held:

January 15, 2019 at 5:00 p.m.

Alpine Fire Station 17, (Meeting Room)

1364 Tavern Road, Alpine, CA 91901

Certification of Posting

I certify that on December 13, 2018, I posted a copy of the foregoing agenda near the regular meeting place of the Board of Directors of Alpine Fire Protection District, said time being at least 72 hours in advance of the regular meeting of the Board of Directors. (Govt. Code Section 54954.2)

Executed at Alpine, California, on December 13, 2018.



Alicea Caccavo, Clerk of the Board

**ALPINE FIRE PROTECTION DISTRICT
CASH FLOW STATEMENT
As of 12/31/2018**

FUND STATUS - UNASSIGNED & REVOLVING

1000.01	County SD General Fund (Revolving cash account)	\$	527,533.08
1001.01	California Bank & Trust (Revolving cash account)	\$	81,118.94
1101.06	California Bank & Trust (Money Mkt - General business saving)	\$	93,389.02
1002.01	LAIF (General)	\$	5,401.75
1002.06	Petty Cash (Imprest account)	\$	75.70
1002.65	Change Account	\$	100.00
1499	Undeposited Funds	\$	-
		\$	707,618.49

FUND STATUS - ASSIGNED

1000.02	County of SD Mitigation Fund - Mitigation Fund	\$	34,411.97
1001.04	California Bank & Trust - Workers Compensation checking	\$	9,100.53
1001.06	California Bank & Trust (Money Mkt - SRPL)	\$	26.70
	California Bank & Trust (Money Mkt - Capital Vehicle Accrual)	\$	17,626.61
	California Bank & Trust (Money Mkt - Assigned Building Accrual)	\$	14,846.55
	California Bank & Trust (Money Mkt - Assigned Equipment Accrual)	\$	29,031.25
1002.01	LAIF (SRPL Powerlink Mitigation Funds)	\$	32,713.53
1002.02	PASIS LAIF - Risk Pool Deposit Workers Compensation	\$	-
1002.10	Multi Bank Securities - Investment account - Market Value Fluctuation	\$	(6,920.88)
1002.13	Comerica Securities - Investment account - Market Value Fluctuation	\$	(75,207.95)
1002.13	Comerica Securities - Investment account - Money Market for reinvestment	\$	43,629.73
1002.14	Comerica Securities - Assigned (SRPL Sunrise Powerlink Mitigation Funds)	\$	260,307.96
1002.14	Comerica Securities - SRPL - Money Market for reinvestment	\$	6,072.84
1002.14	Comerica Securities - SRPL - Market Value Fluctuation	\$	(0.00)
1101.09	CB&T Savings (Trust account / Grants)	\$	500.35
		\$	366,139.19

* Mitigation funds can only be used for capital expenditures, i.e.: Fire Station, additional Apparatus (not replacements), etc. New building fees, not property taxes generate these funds.

**ALPINE FIRE PROTECTION DISTRICT
CASH FLOW STATEMENT
As of 12/31/2018**

FUND STATUS - COMMITTED/ASSIGNED - (RESOLUTION 18/19-01)

1000.01.1	County SD General Fund: Committed & Assigned- Vacation Sick Liability	\$	84,620.29
	County SD General Fund: Assigned - Capital Vehicle Replacement (B17)	\$	357,554.85
	County SD General Fund: Assigned - CalPers Unfunded Actuarial Liability	\$	17,989.00
1000.02.1	County SD Mitigation Fund: Assigned - Capital Vehicle Replacement (B17)	\$	236,289.21
1002.01	LAIF: Committed -OPEB Retiree Health	\$	38,000.00
	LAIF - Committed - Capital Building Fund	\$	27,103.24
	LAIF - Committed - Equipment Replacement Fund	\$	152,272.00
	LAIF - Committed - Portable Radios/MDT's (FY25/26-FY34/35)	\$	28,000.00
	LAIF - Committed - Capital Vehicle Replacement (E17)	\$	63,794.00
	LAIF - Committed - Capital Vehicle Replacement (4705)	\$	57,000.00
	LAIF - Committed - Capital Vehicle Replacement (4701/4702)	\$	33,553.19
	LAIF - Assigned - Capital Vehicle Replacement (U17)	\$	36,500.00
	LAIF - Assigned - Capital Vehicle Replacement (B17)	\$	77,930.15
1002.02	PASIS LAIF: Committed - Risk Pool Deposit Workers Compensation	\$	490,916.42
1002.10	Multi Bank Securities: Committed - CalPERS Unfunded Liability	\$	197,000.00
1002.13	Comerica Securities Inc Committed - Economic Uncertainty Fund	\$	800,000.00
	Comerica Securities Inc Committed - Unfunded Liability	\$	201,179.00
	Comerica Securities Inc Committed - Capital Building Fund	\$	206,443.61
	Comerica Securities Inc Committed - Radio Replacement	\$	65,050.00
	Comerica Securities Inc Committed - Capital Vehicle Replacement (E17)	\$	157,845.00
	Comerica Securities Inc Committed - Capital Vehicle Replacement (4701/4702)	\$	72,606.15
	Comerica Securities Inc Committed - Vacation Sick Liability Fund	\$	123,469.71
1101.06	California Bank & Trust (Money Mkt - Capital Vehicle Accrual)	\$	76,300.96
		\$	3,601,416.78

* Mitigation funds can only be used for capital expenditures, i.e.: Fire Station, additional Apparatus (not replacements), etc. New building fees, not property taxes generate these funds.

ALPINE FIRE PROTECTION DISTRICT
Balance Sheet
As of December 31, 2018

Dec 31, 18

ASSETS

Current Assets

Checking/Savings

1000 - COUNTY OF SAN DIEGO

1000.01 - Gen. 310100-47500

Committed for UAL (CalPERS)	17,989.00
Committed for Vac-Sick Liabilit	84,620.29
Committed for Capital Accrual	357,554.85
1000.01 - Gen. 310100-47500 - Other	527,533.08

Total 1000.01 - Gen. 310100-47500 987,697.22

1000.02 - Mitig.310135-47505

Committed for Capital accrual	236,289.21
1000.02 - Mitig.310135-47505 - Other	34,411.97

Total 1000.02 - Mitig.310135-47505 270,701.18

Total 1000 - COUNTY OF SAN DIEGO 1,258,398.40

1001 - OTHER A/C'S

1001.01 - CB&T-Checking 81,118.94

1001.04 - CB&T-(Workers Comp) 9,100.53

1101.06 - CB&T Money Plus

General	93,389.02
Committed Accrual Fund	76,300.96
SRPL	26.70
Assigned Capital Veh Rep Fund	17,626.61
Assigned Building Accrual Fund	14,846.55
Assigned Equipment Accrual Fund	29,031.25

Total 1101.06 - CB&T Money Plus 231,221.09

1101.09 - CB&T Savings (Grant) 500.35

Total 1001 - OTHER A/C'S 321,940.91

Total Checking/Savings 1,580,339.31

Accounts Receivable

1003 - *Accounts Receivable 126,659.47

Total Accounts Receivable 126,659.47

Other Current Assets

1002 - OTHER CURRENT ASSETS

1002.1 - LAIF 17-37-006

General	5,401.75
Assigned Vechicle Replacement	114,430.15
Assigned SRPL Funds	32,713.53
Committed Building Accrual Fund	27,103.24
Committed Equipment Replacement	152,272.00
Committed OPEB Liability	38,000.00
Committed Radio Replacement	28,000.00
Committed Vehicle Replacement	154,347.19

Total 1002.1 - LAIF 17-37-006 552,267.86

1002.2 - PASIS-Risk Pool Deposit 490,916.42

ALPINE FIRE PROTECTION DISTRICT
Balance Sheet
As of December 31, 2018

	<u>Dec 31, 18</u>
1002.6 - Petty Cash	75.70
1002.65 - Change Account	100.00
1002.10 - Multi-Bank Securities	
Securities	190,079.12
Total 1002.10 - Multi-Bank Securities	190,079.12
1002.13 - P1R-354391 - Comerica AFPD fund	
Securities	1,551,385.52
Money Market	43,629.73
Total 1002.13 - P1R-354391 - Comerica AFPD fund	1,595,015.25
1002.14 - P1R-114381 - Comerica SRPL fund	
Securities	260,307.96
Money Market	6,072.84
Total 1002.14 - P1R-114381 - Comerica SRPL fund	266,380.80
1002.15 - Deferred Outflows of Resources	3,330,069.00
Total 1002 - OTHER CURRENT ASSETS	6,424,904.15
Total Other Current Assets	6,424,904.15
Total Current Assets	8,131,902.93
Fixed Assets	
1600 - FIXED ASSETS	
1600.01 - Land	1,118,049.00
1600.04 - Equipment & Vehicles	3,911,619.00
1600.05 - Structures and Improvements	9,051,774.00
1600.06 - Construction in Process	571,457.00
1600.07 - Accumulated Depreciation	-5,649,904.00
Total 1600 - FIXED ASSETS	9,002,995.00
Total Fixed Assets	9,002,995.00
TOTAL ASSETS	17,134,897.93
LIABILITIES & EQUITY	
Liabilities	
Current Liabilities	
Accounts Payable	
2000 - Accounts Payable	22,601.34
Total Accounts Payable	22,601.34
Credit Cards	
2002 - CREDIT CARDS	
CalCard (Bill Paskle)	973.47
CalCard (Alicea Caccavo)	989.49
CalCard (Brian Boggeln)	375.68
CalCard (Jason McBroom)	2,702.92
Total 2002 - CREDIT CARDS	5,041.56
Total Credit Cards	5,041.56
Other Current Liabilities	
1800 - Market value of portfolio	-60,176.88
2001 - ACCRUED LIABILITIES	
2001.02 - Accrued Vacation	-92,905.00

ALPINE FIRE PROTECTION DISTRICT
Balance Sheet
As of December 31, 2018

	<u>Dec 31, 18</u>
Total 2001 - ACCRUED LIABILITIES	-92,905.00
2003 - OTHER LIABILITIES	
2003.12 - SRPL Mitigation Funds	303,285.57
Total 2003 - OTHER LIABILITIES	<u>303,285.57</u>
2100 - PAYROLL LIABILITIES	
2100.04 - CalPERS Retirement - Company	71,863.72
2100.21 - CalPERS Retirement - Employee	-3,925.26
2100.05 - 457b Deferred Comp	28,799.98
2100.07 - Long Term Disability	418.86
2100.17 - Supplemental Life Insurance	-21.80
2100.22 - Health Benefits {ER}	-845.48
2100.23 - Reportable Health Coverage {EE}	699.81
Total 2100 - PAYROLL LIABILITIES	<u>96,989.83</u>
Total Other Current Liabilities	<u>247,193.52</u>
Total Current Liabilities	274,836.42
Long Term Liabilities	
2500 - LONG TERM LIABILITIES	
2500.01 - Compensated Absences	489,914.10
2500.06 - Net Pension Liability Plan 959	10,754,895.00
2500.07 - Net Pension Liability Plan 958	458,923.00
2500.08 - Net Pension Liab. Plan 23014	7,058.00
2500.09 - Net Pension Liab. Plan 23190	635.00
2500.10 - Deferred Inflows of Resources	384,726.00
Total 2500 - LONG TERM LIABILITIES	<u>12,096,151.10</u>
Total Long Term Liabilities	<u>12,096,151.10</u>
Total Liabilities	12,370,987.52
Equity	
1110 - Retained Earnings	-612,306.49
3002 - UNRESERVED and UNDESIGNATED	
3002.01 - General Fund Balance	1,553,545.88
3002.02 - Mitigation Fee Fund	2,703.00
Total 3002 - UNRESERVED and UNDESIGNATED	1,556,248.88
3007 - Investment in Fixed Assets	4,587,086.00
Net Income	-767,117.98
Total Equity	<u>4,763,910.41</u>
TOTAL LIABILITIES & EQUITY	<u><u>17,134,897.93</u></u>

ALPINE FIRE PROTECTION DISTRICT
Profit & Loss Budget vs. Actual
July through December 2018

	Jul - Dec 18	Budget	\$ Over Budget	% of Budget
Income				
4000 - COUNTY OF S.D.				
4000.01 - 1% Property Tax	1,287,724.00	3,284,421.00	-1,996,697.00	39.21%
4000.02 - Interest-General Fund	6,624.29	8,000.00	-1,375.71	82.8%
4000.03 - Mitigation Fees	15,205.92	40,000.00	-24,794.08	38.02%
4000.04 - Interest-Mitigation Fund	991.08	1,500.00	-508.92	66.07%
4000.05 - Benefit Fee-Alpine	138,459.83	478,200.00	-339,740.17	28.95%
4000.06 - 1% Refunds	-9,192.45	-21,000.00	11,807.55	43.77%
Total 4000 - COUNTY OF S.D.	1,439,812.67	3,791,121.00	-2,351,308.33	37.98%
4002 - INTEREST INCOME				
.1 - California Bank & Trust	67.58	32.00	35.58	211.19%
.2 - PASIS	4,609.96	6,000.00	-1,390.04	76.83%
.3 - Investments	22,757.12	35,833.00	-13,075.88	63.51%
.4 - LAIF	2,807.67	5,000.00	-2,192.33	56.15%
.6 - SRPL	1,700.65			
Total 4002 - INTEREST INCOME	31,942.98	46,865.00	-14,922.02	68.16%
4005 - OTHER INCOME				
.01 - Plan Check	9,048.65	11,000.00	-1,951.35	82.26%
.02 - First Responder	14,313.50	16,000.00	-1,686.50	89.46%
.04 - Other	31,992.48	30,500.00	1,492.48	104.89%
.05 - Donations	1.00			
.08 - Ambulance Sub-Lease(Restricted)	17,815.86	36,077.00	-18,261.14	49.38%
.09 - ALS Agreement (Restricted)	29,031.25	116,125.00	-87,093.75	25.0%
.11 - Vehicle Reimbursements	16,259.68	25,000.00	-8,740.32	65.04%
Total 4005 - OTHER INCOME	118,462.42	234,702.00	-116,239.58	50.47%
4006 - GRANT INCOME				
4006.03 - SD Regional Fire & Emergency	9,500.00			
4006.04 - CountySD				
SHGP 2017	0.00	13,176.00	-13,176.00	0.0%
UASI 2017	0.00	4,753.00	-4,753.00	0.0%
Total 4006.04 - CountySD	0.00	17,929.00	-17,929.00	0.0%
4006.14 - Alpine Fire Foundation	0.00	7,800.00	-7,800.00	0.0%
4006.18 - CA Fire Foundation	7,277.72	7,277.00	0.72	100.01%
Total 4006 - GRANT INCOME	16,777.72	33,006.00	-16,228.28	50.83%
Total Income	1,606,995.79	4,105,694.00	-2,498,698.21	39.14%
Expense				
5003 - GRANT EXPENSES				
5003.04 - CountySD				
SHGP 2017	0.00	13,176.00	-13,176.00	0.0%
UASI 2017	349.00	4,753.00	-4,404.00	7.34%
Total 5003.04 - CountySD	349.00	17,929.00	-17,580.00	1.95%
5003.14 - Alpine Fire Foundation				
SEMPRA - Open House	161.61			
5003.14 - Alpine Fire Foundation - Other	0.00	7,800.00	-7,800.00	0.0%

ALPINE FIRE PROTECTION DISTRICT
Profit & Loss Budget vs. Actual
July through December 2018

	Jul - Dec 18	Budget	\$ Over Budget	% of Budget
Total 5003.14 - Alpine Fire Foundation	161.61	7,800.00	-7,638.39	2.07%
5003.15 - SRPL Mitigation Funds	347.56			
5003.18 - CA Fire Foundation	5,669.88	7,277.00	-1,607.12	77.92%
Total 5003 - GRANT EXPENSES	6,528.05	33,006.00	-26,477.95	19.78%
5000 - SALARIES				
5000.01 - Payroll	774,455.96	1,609,463.00	-835,007.04	48.12%
5000.02 - OVERTIME				
Critical Weather	9,927.10	23,964.00	-14,036.90	41.43%
FLSA	13,534.23	28,846.00	-15,311.77	46.92%
Sick Coverage	15,885.36	61,677.00	-45,791.64	25.76%
Strike Team	77,414.35	2,847.00	74,567.35	2,719.16%
Training	4,767.00	29,430.00	-24,663.00	16.2%
Unclassified-Meetings, etc	3,240.77	9,489.00	-6,248.23	34.15%
Vacation-Holiday Coverage	72,964.88	182,755.00	-109,790.12	39.93%
Worker's Comp Coverage	0.00	7,117.00	-7,117.00	0.0%
Total 5000.02 - OVERTIME	197,733.69	346,125.00	-148,391.31	57.13%
Total 5000 - SALARIES	972,189.65	1,955,588.00	-983,398.35	49.71%
5002 - EMPLOYEE BENEFITS				
5002.01 - Educational Incentive	91,628.46	111,288.00	-19,659.54	82.34%
5002.02 - Vacation/Sick Leave Expense	139,044.87	181,167.00	-42,122.13	76.75%
5002.03 - Medicare / Employer Exp	18,824.89	37,045.00	-18,220.11	50.82%
5002.04 - Retirement - Pers	234,976.27	296,274.00	-61,297.73	79.31%
5002.4d - Retirement-PERS Other Obligatio	396.55			
5002.4a - Retirement UAL Payments	304,979.00	328,683.00	-23,704.00	92.79%
5002.05 - Group Medical Ins	135,397.46	380,711.00	-245,313.54	35.56%
5002.06 - Life Insurance	2,142.00	4,499.00	-2,357.00	47.61%
5002.07 - LTD Insurance	2,584.68	5,307.00	-2,722.32	48.7%
5002.08 - Social Security(Employer)	1,310.63	3,306.00	-1,995.37	39.64%
5002.09 - Payroll Expenses	412.25	750.00	-337.75	54.97%
5002.10 - Retirement 401 (a)	2,730.00	5,000.00	-2,270.00	54.6%
Total 5002 - EMPLOYEE BENEFITS	934,427.06	1,354,030.00	-419,602.94	69.01%
5006 - UNEMPLOYMENT	-3,840.98	500.00	-4,340.98	-768.2%
5007 - CLOTHING				
5007.01 - Uniforms				
Uniforms	422.68	6,650.00	-6,227.32	6.36%
Accessories	1,516.93	700.00	816.93	216.7%
Total 5007.01 - Uniforms	1,939.61	7,350.00	-5,410.39	26.39%
5007.02 - Boots	216.87	1,875.00	-1,658.13	11.57%
5007.03 - Turn Outs/Helmets	813.96	9,635.00	-8,821.04	8.45%
5007.04 - Wildland gear	463.31	1,640.00	-1,176.69	28.25%
Total 5007 - CLOTHING	3,433.75	20,500.00	-17,066.25	16.75%
5008 - COMMUNICATION				
5008.01 - HCFA ,RCS - Internet	68,526.55	117,570.00	-49,043.45	58.29%
5008.02 - Mobile Communications	2,203.90	3,450.00	-1,246.10	63.88%

ALPINE FIRE PROTECTION DISTRICT
Profit & Loss Budget vs. Actual
July through December 2018

	Jul - Dec 18	Budget	\$ Over Budget	% of Budget
5008.03 · Mobile Data Terminals	1,200.38	3,055.00	-1,854.62	39.29%
5008.05 · Emergency Operations Center EOC	93.25	200.00	-106.75	46.63%
Total 5008 · COMMUNICATION	72,024.08	124,275.00	-52,250.92	57.96%
5009 · PASIS (Workers Comp)				
5009.01 · Administrative	81,846.20	89,383.00	-7,536.80	91.57%
5009.02 · Claim Related	61,090.90	75,000.00	-13,909.10	81.46%
Total 5009 · PASIS (Workers Comp)	142,937.10	164,383.00	-21,445.90	86.95%
5010 · HOUSEHOLD	1,007.68	4,563.00	-3,555.32	22.08%
5011 · FAIRA	13,531.00	13,531.00	0.00	100.0%
5012 · MAINTENANCE - EQUIPMENT				
5012.01 · E17 (2015 KME)	5,727.29	19,822.00	-14,094.71	28.89%
5012.02 · E217 (2002 KME)	9,220.46	19,072.00	-9,851.54	48.35%
5012.03 · B17 (2002 International)	13,586.20	27,040.00	-13,453.80	50.25%
5012.04 · U17 (1998-Ford F150)	199.96	350.00	-150.04	57.13%
5012.05 · Rescue Tools	0.00	750.00	-750.00	0.0%
5012.06 · Hydrant	0.00	100.00	-100.00	0.0%
5012.07 · Generator	521.00	1,886.00	-1,365.00	27.63%
5012.08 · SCBA - Compressor	0.00	2,200.00	-2,200.00	0.0%
5012.09 · Portable Extinguishers	0.00	170.00	-170.00	0.0%
5012.10 · Ladder Testing	434.40	400.00	34.40	108.6%
5012.11 · Misc.Equipment	10.00	800.00	-790.00	1.25%
5012.12 · Fuel	15,069.75	22,720.00	-7,650.25	66.33%
5012.13 · Foam (Class A/B)	678.83	1,000.00	-321.17	67.88%
5012.14 · Fire Hose/Hose Packs	163.22	4,000.00	-3,836.78	4.08%
5012.16 · Air Compressor - Station	409.64	800.00	-390.36	51.21%
5012.18 · 2007 Ranger (4706)	251.90	1,000.00	-748.10	25.19%
5012.19 · SCBA's	0.00	1,475.00	-1,475.00	0.0%
5012.20 · 2008 Ford Expedition (4705)	326.56	1,500.00	-1,173.44	21.77%
5012.21 · 2012 Dodge Ram Truck 0966(4701)	334.97	2,000.00	-1,665.03	16.75%
5012.22 · 2012 Dodge Ram Truck 0965(4702)	589.55	3,000.00	-2,410.45	19.65%
Total 5012 · MAINTENANCE - EQUIPMENT	47,523.73	110,085.00	-62,561.27	43.17%
5013 · MAINTENANCE - RADIOS				
5013.01 · Maintenance Contract	1,800.00	3,600.00	-1,800.00	50.0%
5013.02 · Other radio maintenance	1,020.72	2,000.00	-979.28	51.04%
Total 5013 · MAINTENANCE - RADIOS	2,820.72	5,600.00	-2,779.28	50.37%
5014 · MAINTENANCE - STRUCTURES				
5014.01 · Station 17				
Station Maintenance	9,625.20	11,998.00	-2,372.80	80.22%
Plymovent System	202.76	1,970.00	-1,767.24	10.29%
Gym Equipment	0.00	500.00	-500.00	0.0%
Grounds Maintenance	0.00	3,500.00	-3,500.00	0.0%
Total 5014.01 · Station 17	9,827.96	17,968.00	-8,140.04	54.7%
5014.02 · HVAC Maintenance	0.00	2,383.00	-2,383.00	0.0%
5014.03 · Overhead Doors	974.00	9,640.00	-8,666.00	10.1%

ALPINE FIRE PROTECTION DISTRICT
Profit & Loss Budget vs. Actual
July through December 2018

	Jul - Dec 18	Budget	\$ Over Budget	% of Budget
5014.04 · Alarm System	848.75	3,715.00	-2,866.25	22.85%
Total 5014 · MAINTENANCE - STRUCTURES	11,650.71	33,706.00	-22,055.29	34.57%
5015 · MEDICAL SUPPLIES				
5015.01 · Disposable Supplies	0.00	1,257.00	-1,257.00	0.0%
5015.02 · Defib. supplies	1,742.32	2,243.00	-500.68	77.68%
5015.03 · Medic Engine Equipment	0.00	500.00	-500.00	0.0%
5015.04 · Defib.maintenance	3,975.00	4,025.00	-50.00	98.76%
5015.07 · Narcotic Disposal	156.00	475.00	-319.00	32.84%
Total 5015 · MEDICAL SUPPLIES	5,873.32	8,500.00	-2,626.68	69.1%
5016 · MEMBERSHIP	2,443.00	3,269.00	-826.00	74.73%
5018 · OFFICE EXPENSE				
5018.01 · Expendable Supplies	1,192.46	1,600.00	-407.54	74.53%
5018.02 · Postage	378.12	800.00	-421.88	47.27%
5018.03 · Office Equip.& Maintenance	14,604.20	34,578.00	-19,973.80	42.24%
5018.04 · CrewSense/ WebStaff maintenance	1,139.04	1,700.00	-560.96	67.0%
Total 5018 · OFFICE EXPENSE	17,313.82	38,678.00	-21,364.18	44.76%
5019 · PROFESSIONAL FEES				
5019.01 · Legal Counsel	7,690.00	14,500.00	-6,810.00	53.03%
5019.02 · Auditor	8,200.00	10,150.00	-1,950.00	80.79%
5019.05 · Election	0.00	9,000.00	-9,000.00	0.0%
Total 5019 · PROFESSIONAL FEES	15,890.00	33,650.00	-17,760.00	47.22%
5023 · TRAINING				
5023.01 · Training Incidentals	1,862.19	2,500.00	-637.81	74.49%
5023.02 · Medical Training	407.50	400.00	7.50	101.88%
5023.03 · HTF	8,967.00	14,945.00	-5,978.00	60.0%
5023.04 · Education	1,117.33	8,000.00	-6,882.67	13.97%
5023.05 · Workshops	0.00	3,685.00	-3,685.00	0.0%
Total 5023 · TRAINING	12,354.02	29,530.00	-17,175.98	41.84%
5025 · WORKSHOPS-MANAGEMENT				
5025.01 · Administrative	1,898.85	4,170.00	-2,271.15	45.54%
5025.02 · Chief Officers	2,992.01	17,400.00	-14,407.99	17.2%
5025.03 · Board Members	1,351.91	4,650.00	-3,298.09	29.07%
5025.04 · In House Training	5,763.87	5,850.00	-86.13	98.53%
Total 5025 · WORKSHOPS-MANAGEMENT	12,006.64	32,070.00	-20,063.36	37.44%
5028 · UTILITIES				
5028.01 · SDG&E	19,362.60	35,166.00	-15,803.40	55.06%
5028.02 · Telephone	2,250.83	4,565.00	-2,314.17	49.31%
5028.03 · Water	3,018.81	7,000.00	-3,981.19	43.13%
5028.04 · Trash	561.00	1,205.00	-644.00	46.56%
5028.05 · Sewer	807.78	586.00	221.78	137.85%
Total 5028 · UTILITIES	26,001.02	48,522.00	-22,520.98	53.59%
5030 · SPECIAL DISTRICT EXPENSE				
5030.01 · District Operations	2,071.78	3,490.00	-1,418.22	59.36%
5030.02 · Publishing	231.00	660.00	-429.00	35.0%

ALPINE FIRE PROTECTION DISTRICT
Profit & Loss Budget vs. Actual
July through December 2018

	Jul - Dec 18	Budget	\$ Over Budget	% of Budget
5030.04 · County Admin.Fees	5,876.52	50,787.00	-44,910.48	11.57%
5030.05 · Rehab-Fire Ground Meals	1,468.45	1,000.00	468.45	146.85%
5030.06 · FIT Tests/HepBC/Wellness	21,041.10	24,103.00	-3,061.90	87.3%
5030.08 · LAFCO Budget	2,515.56	2,516.00	-0.44	99.98%
5030.10 · Web Site	0.00	160.00	-160.00	0.0%
5030.11 · Recruitment-New Hires	0.00	573.00	-573.00	0.0%
5030.15 · Annexation costs	0.00	3,500.00	-3,500.00	0.0%
5030.16 · Reimbursable expenses	-710.47			
Total 5030 · SPECIAL DISTRICT EXPENSE	32,493.94	86,789.00	-54,295.06	37.44%
5031 · DIRECTORS FEES	2,800.00	7,000.00	-4,200.00	40.0%
5032 · FIRE PREVENTION				
5032.01 · Public Education	550.70	4,250.00	-3,699.30	12.96%
5032.02 · Supplies	172.24	575.00	-402.76	29.96%
5032.03 · Classes	2,218.37	4,440.00	-2,221.63	49.96%
5032.04 · Mapping	7.39	700.00	-692.61	1.06%
Total 5032 · FIRE PREVENTION	2,948.70	9,965.00	-7,016.30	29.59%
5035 · UNCAPITALIZED EQUIPMENT				
Communications	0.00	3,249.00	-3,249.00	0.0%
Facilities	0.00	2,831.00	-2,831.00	0.0%
Office	0.00	2,400.00	-2,400.00	0.0%
Operations	0.00	5,000.00	-5,000.00	0.0%
Total 5035 · UNCAPITALIZED EQUIPMENT	0.00	13,480.00	-13,480.00	0.0%
5037 · CAPITAL EXP. - EQUIPMENT				
Command Vehicle	36,925.76			
Engines	0.00	444,150.00	-444,150.00	0.0%
Station	2,831.00			
Total 5037 · CAPITAL EXP. - EQUIPMENT	39,756.76	444,150.00	-404,393.24	8.95%
5038 · CONTINGENCY FUND	0.00	117,947.00	-117,947.00	0.0%
5039 · EMERGENCY FUND	0.00	5,000.00	-5,000.00	0.0%
5050 · INTERFUND TRANSFERS	0.00	-993,207.00	993,207.00	0.0%
5040 · FUND ACCURAL ACCOUNTS	0.00	400,584.00	-400,584.00	0.0%
Total Expense	2,374,113.77	4,105,694.00	-1,731,580.23	57.83%
Net Income	-767,117.98	0.00	-767,117.98	100.0%

ALPINE FIRE PROTECTION DISTRICT
Profit & Loss
December 2018

	<u>Dec 18</u>
Income	
4000 - COUNTY OF S.D.	
4000.01 - 1% Property Tax	1,044,844.60
4000.05 - Benefit Fee-Alpine	115,144.79
4000.06 - 1% Refunds	-1,994.47
Total 4000 - COUNTY OF S.D.	<u>1,157,994.92</u>
4002 - INTEREST INCOME	
.1 - California Bank & Trust	12.23
.3 - Investments	2,404.48
.6 - SRPL	1,523.87
Total 4002 - INTEREST INCOME	<u>3,940.58</u>
4005 - OTHER INCOME	
.01 - Plan Check	1,662.25
.04 - Other	148.64
.08 - Ambulance Sub-Lease(Restricted)	2,969.31
Total 4005 - OTHER INCOME	<u>4,780.20</u>
Total Income	<u>1,166,715.70</u>
Expense	
5000 - SALARIES	
5000.01 - Payroll	121,643.46
5000.02 - OVERTIME	
FLSA	2,153.26
Sick Coverage	4,811.52
Training	674.46
Vacation-Holiday Coverage	3,145.92
Total 5000.02 - OVERTIME	<u>10,785.16</u>
Total 5000 - SALARIES	<u>132,428.62</u>
5002 - EMPLOYEE BENEFITS	
5002.01 - Educational Incentive	2,000.00
5002.02 - Vacation/Sick Leave Expense	28,799.98
5002.03 - Medicare / Employer Exp	2,362.26
5002.04 - Retirement - Pers	29,555.00
5002.05 - Group Medical Ins	21,893.66
5002.06 - Life Insurance	345.00
5002.07 - LTD Insurance	399.73
5002.08 - Social Security(Employer)	103.52
5002.09 - Payroll Expenses	56.00
5002.10 - Retirement 401 (a)	345.00
Total 5002 - EMPLOYEE BENEFITS	<u>85,860.15</u>
5007 - CLOTHING	
5007.01 - Uniforms	
Uniforms	422.68
Accessories	297.91
Total 5007.01 - Uniforms	<u>720.59</u>
Total 5007 - CLOTHING	<u>720.59</u>

ALPINE FIRE PROTECTION DISTRICT
Profit & Loss
December 2018

	<u>Dec 18</u>
5008 · COMMUNICATION	
5008.01 · HCFA ,RCS - Internet	877.75
5008.02 · Mobile Communications	288.35
Total 5008 · COMMUNICATION	<u>1,166.10</u>
5009 · PASIS (Workers Comp)	
5009.01 · Administrative	4,930.00
5009.02 · Claim Related	7,840.44
Total 5009 · PASIS (Workers Comp)	<u>12,770.44</u>
5010 · HOUSEHOLD	28.59
5012 · MAINTENANCE - EQUIPMENT	
5012.01 · E17 (2015 KME)	207.49
5012.02 · E217 (2002 KME)	270.45
5012.03 · B17 (2002 International)	199.96
5012.04 · U17 (1998-Ford F150)	199.96
5012.07 · Generator	521.00
5012.16 · Air Compressor - Station	204.82
5012.18 · 2007 Ranger (4706)	199.95
5012.20 · 2008 Ford Expedition (4705)	264.61
5012.21 · 2012 Dodge Ram Truck 0966(4701)	199.96
5012.22 · 2012 Dodge Ram Truck 0965(4702)	236.73
Total 5012 · MAINTENANCE - EQUIPMENT	<u>2,504.93</u>
5013 · MAINTENANCE - RADIOS	
5013.01 · Maintenance Contract	300.00
Total 5013 · MAINTENANCE - RADIOS	<u>300.00</u>
5014 · MAINTENANCE - STRUCTURES	
5014.01 · Station 17	
Station Maintenance	349.80
Total 5014.01 · Station 17	<u>349.80</u>
5014.04 · Alarm System	126.25
Total 5014 · MAINTENANCE - STRUCTURES	<u>476.05</u>
5016 · MEMBERSHIP	110.00
5018 · OFFICE EXPENSE	
5018.01 · Expendable Supplies	366.81
5018.02 · Postage	60.00
5018.03 · Office Equip.& Maintenance	3,498.28
5018.04 · CrewSense/ WebStaff maintenance	99.99
Total 5018 · OFFICE EXPENSE	<u>4,025.08</u>
5023 · TRAINING	
5023.01 · Training Incidentals	261.33
5023.04 · Education	624.00
Total 5023 · TRAINING	<u>885.33</u>
5025 · WORKSHOPS-MANAGEMENT	
5025.01 · Administrative	35.00
5025.02 · Chief Officers	380.03
5025.04 · In House Training	1,100.00

ALPINE FIRE PROTECTION DISTRICT
Profit & Loss
December 2018

	<u>Dec 18</u>
Total 5025 · WORKSHOPS-MANAGEMENT	1,515.03
5028 · UTILITIES	
5028.01 · SDG&E	2,372.44
5028.02 · Telephone	210.17
5028.03 · Water	424.52
5028.04 · Trash	93.50
Total 5028 · UTILITIES	<u>3,100.63</u>
5030 · SPECIAL DISTRICT EXPENSE	
5030.01 · District Operations	268.13
5030.04 · County Admin.Fees	407.48
5030.05 · Rehab-Fire Ground Meals	-2,967.27
5030.06 · FIT Tests/HepBC/Wellness	20,642.85
5030.16 · Reimbursable expenses	0.00
Total 5030 · SPECIAL DISTRICT EXPENSE	<u>18,351.19</u>
5031 · DIRECTORS FEES	600.00
5032 · FIRE PREVENTION	
5032.01 · Public Education	128.23
5032.03 · Classes	1,674.30
5032.04 · Mapping	7.39
Total 5032 · FIRE PREVENTION	<u>1,809.92</u>
Total Expense	<u>266,652.65</u>
Net Income	<u><u>900,063.05</u></u>

ALPINE FIRE PROTECTION DISTRICT
Current Month Expenses
 December 2018

	Date	Num	Name	Memo	Split	Amount
5000 - SALARIES						
5000.01 - Payroll						
Total 5000.01 - Payroll						121,643.46
5000.02 - OVERTIME						
FLSA						
Total FLSA						2,153.26
Sick Coverage						
Total Sick Coverage						4,811.52
Training						
Total Training						674.46
Vacation-Holiday Coverage						
Total Vacation-Holiday Coverage						3,145.92
Total 5000.02 - OVERTIME						10,785.16
Total 5000 - SALARIES						132,428.62
5002 - EMPLOYEE BENEFITS						
5002.01 - Educational Incentive						
Total 5002.01 - Educational Incentive						2,000.00
5002.02 - Vacation/Sick Leave Expense						
Total 5002.02 - Vacation/Sick Leave Expense						28,799.98
5002.03 - Medicare / Employer Exp						
Total 5002.03 - Medicare / Employer Exp						2,362.26
5002.04 - Retirement - Pers						
Total 5002.04 - Retirement - Pers						29,555.00
5002.05 - Group Medical Ins						
Total 5002.05 - Group Medical Ins						21,893.66
5002.06 - Life Insurance						
Total 5002.06 - Life Insurance						345.00
5002.07 - LTD Insurance						
Total 5002.07 - LTD Insurance						399.73
5002.08 - Social Security(Employer)						
Total 5002.08 - Social Security(Employer)						103.52
5002.09 - Payroll Expenses						
Total 5002.09 - Payroll Expenses						56.00
5002.10 - Retirement 401 (a)						
Total 5002.10 - Retirement 401 (a)						345.00
Total 5002 - EMPLOYEE BENEFITS						85,860.15
5007 - CLOTHING						
5007.01 - Uniforms						
Uniforms						
	12/18/2018	48898	UNIFORMS PLUS	B. Boggeln: Class A - 3 shirts, 1 hemmed pant	2000 - Accounts Payable	422.68
Total Uniforms						422.68

ALPINE FIRE PROTECTION DISTRICT
Current Month Expenses
December 2018

	Date	Num	Name	Memo	Split	Amount
Accessories						
	12/12/2018	9119	I.B. TROPHIES & AWARDS	Director Willis: name badge	2000 · Accounts Payable	10.75
	12/18/2018	48899	UNIFORMS PLUS	B. Boggeln, G. O'Gorman & C. Howell: Class A pins & braids	2000 · Accounts Payable	287.16
	Total Accessories					297.91
	Total 5007.01 · Uniforms					720.59
	Total 5007 · CLOTHING					720.59
5008 - COMMUNICATION						
5008.01 - HCFA ,RCS - Internet						
	12/01/2018	19ALPPFDN05	COUNTYSD-RCS	FY18/19: 25 Fire radios @ 28.50 each from 11/1 - 11/5: 2018/11	2000 · Accounts Payable	118.75
	12/01/2018	19ALPPFDN05	COUNTYSD-RCS	FY18/19: 24 Fire radios @ 28.50 each from 11/6 - 11/30	2000 · Accounts Payable	570.00
	12/01/2018	19ALPPFDC05	COUNTYSD-RCS	FY18/19: 6 CAP Code for paging @ 2.50 each 2018/11	2000 · Accounts Payable	15.00
	12/09/2018	00131101026784011812	COX COMMUNICATIONS	Internet 12/9 - 1/8/2019	2000 · Accounts Payable	174.00
	Total 5008.01 · HCFA ,RCS - Internet					877.75
5008.02 - Mobile Communications						
	12/01/2018	9819479346	VERIZON WIRELESS	-0050, -0592, -5562, -9741, -3866, -8870, -3339, -5729 (combined acct nbrs)	2000 · Accounts Payable	288.35
	Total 5008.02 · Mobile Communications					288.35
	Total 5008 · COMMUNICATION					1,166.10
5009 - PASIS (Workers Comp)						
5009.01 - Administrative						
	12/17/2018	FY18/19 Q3	PASIS - CITY OF SAN MARCOS	1st Q = \$71,909; 2ndQ = \$11,540; Q3=\$4,930; Q4=\$4,930 Total=\$93,310	2000 · Accounts Payable	4,930.00
	Total 5009.01 · Administrative					4,930.00
5009.02 - Claim Related						
	Total 5009.02 · Claim Related					7,840.44
	Total 5009 · PASIS (Workers Comp)					12,770.44
5010 - HOUSEHOLD						
	12/19/2018			M. Vacio: reimbursement for paper plates	1002.6 · Petty Cash	0.00
	12/28/2018	25232/1	ACE HARDWARE INC	1 drain cleaner	2000 · Accounts Payable	4.95
	12/30/2018	25243/1	ACE HARDWARE INC	3 Spray household; 2 Lysol bowl cleaner	2000 · Accounts Payable	23.64
	Total 5010 · HOUSEHOLD					28.59
5012 - MAINTENANCE - EQUIPMENT						
5012.01 - E17 (2015 KME)						
	12/05/2018	25040/1	ACE HARDWARE INC	Xtreme cable tie	2000 · Accounts Payable	7.53
	12/14/2018	532099	COUNTY MOTOR PARTS	Exhaust fluid; glass cleaner; wind wash fluid; antifreeze; napa qrt 5W20; pwrsteering fluid	2000 · Accounts Payable	199.96
	Total 5012.01 · E17 (2015 KME)					207.49
5012.02 - E217 (2002 KME)						

ALPINE FIRE PROTECTION DISTRICT
Current Month Expenses
December 2018

			Date	Num	Name	Memo	Split	Amount
			12/14/2018	532099	COUNTY MOTOR PARTS	Exhaust fluid; glass cleaner; wind wash fluid; antifreeze; napa qrt 5W20; pwrsteering fluid	2000 - Accounts Payable	199.96
			12/26/2018	IN1294275	MUNICIPAL EMERGENCY SERVICES INC	6' Pike pole	2000 - Accounts Payable	70.49
		Total 5012.02 - E217 (2002 KME)						270.45
		5012.03 - B17 (2002 International)						
			12/14/2018	532099	COUNTY MOTOR PARTS	Exhaust fluid; glass cleaner; wind wash fluid; antifreeze; napa qrt 5W20; pwrsteering fluid	2000 - Accounts Payable	199.96
		Total 5012.03 - B17 (2002 International)						199.96
		5012.04 - U17 (1998-Ford F150)						
			12/14/2018	532099	COUNTY MOTOR PARTS	Exhaust fluid; glass cleaner; wind wash fluid; antifreeze; napa qrt 5W20; pwrsteering fluid	2000 - Accounts Payable	199.96
		Total 5012.04 - U17 (1998-Ford F150)						199.96
		5012.07 - Generator						
			12/27/2018	05519-2005-RI-2018	COUNTYSD-AIRPOLLUTION	Permit to operate 03/2019-03/2020	2000 - Accounts Payable	521.00
		Total 5012.07 - Generator						521.00
		5012.16 - Air Compressor - Station						
			12/13/2018	21227	AIR-VAC SYSTEMS INC.	Air compressor: inlet filter, oil, labor, waste oil removal & truck charge	2000 - Accounts Payable	204.82
		Total 5012.16 - Air Compressor - Station						204.82
		5012.18 - 2007 Ranger (4706)						
			12/14/2018	532099	COUNTY MOTOR PARTS	Exhaust fluid; glass cleaner; wind wash fluid; antifreeze; napa qrt 5W20; pwrsteering fluid	2000 - Accounts Payable	199.95
		Total 5012.18 - 2007 Ranger (4706)						199.95
		5012.20 - 2008 Ford Expedition (4705)						
			12/05/2018	46549	PINE VALLEY AUTO REPAIR INC	Oil, filter, waste oil; check fluid levels, belts & hoses, tire pressure	2000 - Accounts Payable	64.65
			12/14/2018	532099	COUNTY MOTOR PARTS	Exhaust fluid; glass cleaner; wind wash fluid; antifreeze; napa qrt 5W20; pwrsteering fluid	2000 - Accounts Payable	199.96
		Total 5012.20 - 2008 Ford Expedition (4705)						264.61
		5012.21 - 2012 Dodge Ram Truck 0966(4701)						
			12/14/2018	532099	COUNTY MOTOR PARTS	Exhaust fluid; glass cleaner; wind wash fluid; antifreeze; napa qrt 5W20; pwrsteering fluid	2000 - Accounts Payable	199.96
		Total 5012.21 - 2012 Dodge Ram Truck 0966(4701)						199.96
		5012.22 - 2012 Dodge Ram Truck 0965(4702)						
			12/04/2018		AUTOZONE	B. Boggeln: wiper blades for 4702	CalCard (Brian Boggeln)	36.78
			12/14/2018	532099	COUNTY MOTOR PARTS	Exhaust fluid; glass cleaner; wind wash fluid; antifreeze; napa qrt 5W20; pwrsteering fluid	2000 - Accounts Payable	199.95
		Total 5012.22 - 2012 Dodge Ram Truck 0965(4702)						236.73
		Total 5012 - MAINTENANCE - EQUIPMENT						2,504.93
		5013 - MAINTENANCE - RADIOS						

ALPINE FIRE PROTECTION DISTRICT
Current Month Expenses
December 2018

	Date	Num	Name	Memo	Split	Amount
5013.01 - Maintenance Contract						
	12/21/2018	609603	DAY WIRELESS SYSTEMS	Maintenance contract: 2018/12	2000 - Accounts Payable	300.00
Total 5013.01 - Maintenance Contract						300.00
Total 5013 - MAINTENANCE - RADIOS						300.00
5014 - MAINTENANCE - STRUCTURES						
5014.01 - Station 17						
Station Maintenance						
	12/12/2018	61815	BROWNE'S APPLIANCE REPAIR	Repair A Shift refrigerator: inverter replace	2000 - Accounts Payable	339.04
	12/15/2018	25146/1	ACE HARDWARE INC	Meat thermometer	2000 - Accounts Payable	10.76
Total Station Maintenance						349.80
Total 5014.01 - Station 17						349.80
5014.04 - Alarm System						
	12/03/2018	20632131	JOHNSON CONTROLaka SIMPLEXGRINNEL	Fire alarm system MONITORING 5/1/2017 - 4/30/2022 2019/01	2000 - Accounts Payable	35.00
	12/03/2018	20632188	JOHNSON CONTROLaka SIMPLEXGRINNEL	Fire alarm system INSPECTIONS 3/1/2017 - 2/28/2022 2019/01	2000 - Accounts Payable	91.25
Total 5014.04 - Alarm System						126.25
Total 5014 - MAINTENANCE - STRUCTURES						476.05
5016 - MEMBERSHIP						
	12/27/2018	300001145	CSMFO_CAL SOCIETY OF MUNI. FIN OFFICERS	A. Caccavo: Membership dues CY 2019	CalCard (Alicea Caccavo)	110.00
Total 5016 - MEMBERSHIP						110.00
5018 - OFFICE EXPENSE						
5018.01 - Expendable Supplies						
	12/04/2018		AMAZON.COM	Pink highlighters; avery address labels	CalCard (Alicea Caccavo)	31.74
	12/04/2018		AMAZON.COM	Case copy paper	CalCard (Alicea Caccavo)	39.86
	12/05/2018		MEMO BILLING	Staff holiday gifts 2018	CalCard (Alicea Caccavo)	109.72
	12/10/2018		AMAZON.COM	Correction tape, stapler for front office	CalCard (Alicea Caccavo)	26.38
	12/13/2018		AMAZON.COM	Clock for DC	CalCard (Alicea Caccavo)	16.91
	12/14/2018		STAPLES	B. Willis: thumb drive for historical docs	CalCard (Alicea Caccavo)	7.53
	12/17/2018		QBALANCE.COM	QuickBooks Tax forms for 2018: W2 & 1099	CalCard (Alicea Caccavo)	122.93
	12/20/2018		AMAZON.COM	Pencils 150 pack	CalCard (Alicea Caccavo)	11.74
Total 5018.01 - Expendable Supplies						366.81
5018.02 - Postage						
	12/07/2018	eft	FP MAILING SOLUTIONS	Replenish postage	1001.01 - CB&T-Checking	60.00
Total 5018.02 - Postage						60.00
5018.03 - Office Equip.& Maintenance						
	12/05/2018	14572	EXCEDEO - IT SUPPORT PROS	Network Administration: NOC Agent (10 comps @ \$45 - anti virus; logmein; MS updates) 2018/12	2000 - Accounts Payable	450.00
	12/05/2018	14572	EXCEDEO - IT SUPPORT PROS	Virtual Server \$250; Virtual Host \$50	2000 - Accounts Payable	300.00
	12/05/2018	14572	EXCEDEO - IT SUPPORT PROS	Backup: cloud & on premise	2000 - Accounts Payable	250.00

ALPINE FIRE PROTECTION DISTRICT
Current Month Expenses
December 2018

			Date	Num	Name	Memo	Split	Amount
			12/05/2018	14572	EXCEDEO - IT SUPPORT PROS	Firewall; routers, network printer support	2000 · Accounts Payable	150.00
			12/05/2018	14572	EXCEDEO - IT SUPPORT PROS	Vendor Management: 5 vendors troubleshooting	2000 · Accounts Payable	150.00
			12/05/2018	14572	EXCEDEO - IT SUPPORT PROS	sales tax	2000 · Accounts Payable	9.69
			12/12/2018		TECHSOUP	Quickbooks Premier Editions 2019; 1 user	CalCard (Alicea Caccavo)	50.00
			12/14/2018		Best Buy	M. McBroom: Surface pro 6 tablet	CalCard (Jason McBroom)	865.92
			12/14/2018		AMAZON.COM	M. Broom: Surface accessories: stylus & case	CalCard (Jason McBroom)	57.18
			12/15/2018	372951517	USBANK (COPIER LEASE)	Sharp lease, 10/15/2018 - 11/15/2023	2000 · Accounts Payable	424.00
			12/15/2018	372951517	USBANK (COPIER LEASE)	Sales and use tax	2000 · Accounts Payable	32.87
			12/15/2018	372951517	USBANK (COPIER LEASE)	Overage	2000 · Accounts Payable	182.05
			12/21/2018		ROBOFORM	Annual Subscription 2019	CalCard (Alicea Caccavo)	19.95
			12/21/2018	373938083	USBANK (COPIER LEASE)	Sharp lease, 11/15/2018 - 12/15/2018	2000 · Accounts Payable	424.00
			12/21/2018	373938083	USBANK (COPIER LEASE)	Sales and use tax	2000 · Accounts Payable	32.87
			12/21/2018	373938083	USBANK (COPIER LEASE)	Overage	2000 · Accounts Payable	99.75
								3,498.28
			12/08/2018	0010799	CREWSENSE	2018/12	2000 · Accounts Payable	99.99
								99.99
								4,025.08
			12/05/2018		MEMO BILLING	B. Boggeln - Tabletop essentials kit; active shooter victim cards; triage training tags; start w...	CalCard (Brian Boggeln)	261.33
								261.33
			12/05/2018	18663	OZBIRN, SHANE T	S. Ozbirn: Company Officer 2C Investigation and Inspection 10/29-11/2/2018	1001.01 · CB&T-Checking	147.00
			12/06/2018	18665	O'GORMAN, GREGORY A	G. O'Gorman: Instructor 1 Edu Reimb	1001.01 · CB&T-Checking	350.00
			12/21/2018	18696	OZBIRN, SHANE T	S. Ozbirn: FIPT 344 - Command 2E course 12/10 - 12/14/18	1001.01 · CB&T-Checking	127.00
								624.00
								885.33
			12/19/2018		SDCFCA Admin Section	A. Caccavo: SDCFCA Admin section Meeting dues 12/19/2018	1002.6 · Petty Cash	10.00
			12/19/2018		SD SHRM	A. Caccavo: January Breakfast Program: Transform life & business conversations 1/16/19	CalCard (Alicea Caccavo)	25.00
								35.00
			12/04/2018		San Diego Airport Parking	B. Paskle: FDAC Board Meeting 12/4/18 : parking	CalCard (Bill Paskle)	13.00

ALPINE FIRE PROTECTION DISTRICT
Current Month Expenses
December 2018

				Date	Num	Name	Memo	Split	Amount
				12/09/2018		BART	B. Paskle: FAIRA Meeting 12/10/2018 parking (reimbursable)	CalCard (Bill Paskle)	20.90
				12/09/2018		MEMO BILLING	B. Paskle: FAIRA Board meeting 12/10/2018: meals (reimbursable) - \$7.63 returned from BP for bev...	CalCard (Bill Paskle)	50.43
				12/10/2018		HYATT HOTELS	B. Paskle: FAIRA Board meeting 12/10/2018: lodging (reimbursable)	CalCard (Bill Paskle)	288.14
				12/10/2018		San Diego Airport Parking	B. Paskle: FAIRA Board Meeting 12/10/18 : parking (reimbursable)	CalCard (Bill Paskle)	26.00
				12/12/2018	823	FIRE AGENCIES INSURANCE RISK AUTHORITY	FAIRA Board Meeting Reimbursement 12/10/18: Southwest airlines	1003 - *Accounts Receivable	-217.97
				12/12/2018	823	FIRE AGENCIES INSURANCE RISK AUTHORITY	FAIRA Board Meeting Reimbursement 12/10/18: lodging	1003 - *Accounts Receivable	-288.14
				12/12/2018	823	FIRE AGENCIES INSURANCE RISK AUTHORITY	FAIRA Board Meeting Reimbursement 12/10/18: parking	1003 - *Accounts Receivable	-26.00
				12/12/2018	823	FIRE AGENCIES INSURANCE RISK AUTHORITY	FAIRA Board Meeting Reimbursement 12/10/18: Bart	1003 - *Accounts Receivable	-20.90
				12/12/2018	823	FIRE AGENCIES INSURANCE RISK AUTHORITY	FAIRA Board Meeting Reimbursement 12/10/18: meal	1003 - *Accounts Receivable	-42.80
				12/14/2018		PASKLE, BILL F	Reimbursement for beverage	1001.01 - CB&T-Checking	-7.63
				12/19/2018		SDCFCA Admin Section	B. Paskle: SDCFCA Admin section Meeting dues 12/19/2018	1002.6 - Petty Cash	10.00
				12/21/2018		LIEBERT CASSIDY WHITMORE	B. Paskle: 2019 LCW Annual Conf 1/23-1/26/18	CalCard (Bill Paskle)	575.00
						Total 5025.02 - Chief Officers			380.03
						5025.04 - In House Training			
				12/11/2018	1699	PMW ASSOCIATES	Sexual Harassment Training 2 hours: 12/11/2018 Supervisors & 3 staff	2000 - Accounts Payable	1,100.00
						Total 5025.04 - In House Training			1,100.00
						Total 5025 - WORKSHOPS-MANAGEMENT			1,515.03
						5028 - UTILITIES			
						5028.01 - SDG&E			
				12/05/2018	90325906219 2018/12	SDG&E	Electric 11/1-12/3 10,734 kWh (-9.5% decrease over prior month, -15.4% decrease over prior year)	2000 - Accounts Payable	2,302.21
				12/06/2018	90325928213 2018/12	SDG&E	11/2-12/4/18: 78 Therms (26.3% increase over prior month, -20% decrease over prior year)	2000 - Accounts Payable	70.23
						Total 5028.01 - SDG&E			2,372.44
						5028.02 - Telephone			
				12/25/2018	12374531	AT&T(CALNET3)	11/25 - 12/24/18	2000 - Accounts Payable	210.17
						Total 5028.02 - Telephone			210.17
						5028.03 - Water			
				12/19/2018	03329111561843 1812	PADRE DAM (1364 TAVERN)	19377731 Commercial: 26 units (= +1 units usage from prior month) 11/13-12/9	2000 - Accounts Payable	217.99
				12/19/2018	03329111561843 1812	PADRE DAM (1364 TAVERN)	9478671 Irrigation: 27 units (= +7 units usage from prior month)	2000 - Accounts Payable	143.44
				12/19/2018	03329111561843 1812	PADRE DAM (1364 TAVERN)	Fire Sprinklers	2000 - Accounts Payable	63.09
						Total 5028.03 - Water			424.52

ALPINE FIRE PROTECTION DISTRICT
Current Month Expenses
December 2018

				Date	Num	Name	Memo	Split	Amount	
5028.04 - Trash										
				12/01/2018	5673550-1584-1	WASTE MANAGEMENT	1 x 3yd (reg charge \$55.00) 2018/12	2000 - Accounts Payable	55.00	
				12/01/2018	5673550-1584-1	WASTE MANAGEMENT	1.5yd recycle (reg charge \$38.50)	2000 - Accounts Payable	38.50	
				Total 5028.04 - Trash						93.50
Total 5028 - UTILITIES										
3,100.63										
5030 - SPECIAL DISTRICT EXPENSE										
5030.01 - District Operations										
				12/07/2018		Wal Mart	Holiday Wrapping	CalCard (Alicea Caccavo)	31.81	
				12/11/2018		MEMO BILLING	AB1825 Compliance: Harassment Training 2 hours: refreshments	CalCard (Alicea Caccavo)	27.86	
				12/13/2018		CVS	Holiday Candy for UPS & USPS Mail Carriers	CalCard (Alicea Caccavo)	16.98	
				12/17/2018		MEMO BILLING	A. Caccavo: training room picture for incoming Board Member Willis	1002.6 - Petty Cash	4.30	
				12/18/2018		ALBERTSONS	Board Meeting 12/18/2018 Swearing in: refreshments	CalCard (Alicea Caccavo)	16.99	
				12/20/2018	11273692	CALIFORNIA CHAMBER OF COMMERCE	2019 HR Quck guide for CA ER's	CalCard (Alicea Caccavo)	0.00	
				12/20/2018	11273692	CALIFORNIA CHAMBER OF COMMERCE	2019 CA Labor law poster with poster protect	CalCard (Alicea Caccavo)	0.00	
				12/20/2018	11273692	CALIFORNIA CHAMBER OF COMMERCE	Sales Tax	CalCard (Alicea Caccavo)	0.00	
				12/20/2018	11273692	CALIFORNIA CHAMBER OF COMMERCE	Shipping	CalCard (Alicea Caccavo)	0.00	
				12/20/2018	18692	VACIO, MICHAEL C	Reimbursement for Staff Holiday Party 2018	1001.01 - CB&T-Checking	74.61	
				12/20/2018	11273692	CALIFORNIA CHAMBER OF COMMERCE	CA posters english, with poster protect for 2019	2000 - Accounts Payable	44.49	
				12/20/2018	11273692	CALIFORNIA CHAMBER OF COMMERCE	HR Handbook for Cal Employers 2019	2000 - Accounts Payable	64.99	
				12/20/2018	11273692	CALIFORNIA CHAMBER OF COMMERCE	Tax and shipping	2000 - Accounts Payable	22.44	
				12/27/2018		MISCELLANEOUS	M. Vacio: reimbursement for shift calendar	1001.01 - CB&T-Checking	-15.98	
				12/27/2018		MISCELLANEOUS	C. Howell: reimbursement for shift calendar	1001.01 - CB&T-Checking	-10.18	
				12/27/2018	4908	MISCELLANEOUS	S. Champlin: reimbursement for shift calendar	1001.01 - CB&T-Checking	-10.18	
Total 5030.01 - District Operations										
268.13										
5030.04 - County Admin.Fees										
				12/11/2018		COUNTY OF SAN DIEGO 1%	Apport #5 Supp Admin fee	1000.01 - Gen. 310100-47500	407.48	
Total 5030.04 - County Admin.Fees										
407.48										
5030.05 - Rehab-Fire Ground Meals										
				12/11/2018	824	CALEMA FIRE & RESCUE DIV	Reimbursement of allowed travel expenses: rental car	1003 - *Accounts Receivable	-1,026.34	
				12/17/2018	825	CALEMA FIRE & RESCUE DIV	Reimbursement of allowed travel expenses: RENTAL CAR	1003 - *Accounts Receivable	-984.62	
				12/17/2018	826	CALEMA FIRE & RESCUE DIV	Reimbursement of allowed travel expenses: RENTAL CAR	1003 - *Accounts Receivable	-956.31	
Total 5030.05 - Rehab-Fire Ground Meals										
-2,967.27										
5030.06 - FIT Tests/HepBC/Wellness										
				12/14/2018	ALP2102018	SAN DIEGO SPORTS MEDICINE & FAMILY HEALTH	S. Champlin, M. Vaio & S. Jackson: Medical fitness eval	2000 - Accounts Payable	4,851.87	

ALPINE FIRE PROTECTION DISTRICT
Current Month Expenses
December 2018

				Date	Num	Name	Memo	Split	Amount	
				12/14/2018	ALP12122018	SAN DIEGO SPORTS MEDICINE & FAMILY HEALTH	G. O'Gorman, C. Howell & J. Laff: Medical fitness eval	2000 · Accounts Payable	4,721.67	
				12/14/2018	ALP12132018	SAN DIEGO SPORTS MEDICINE & FAMILY HEALTH	C. Ross, A. Hiebing, P. Dotson & B. Thorn: Medical fitness eval	2000 · Accounts Payable	6,295.56	
				12/20/2018	ALP12172018	SAN DIEGO SPORTS MEDICINE & FAMILY HEALTH	J. McBroom, B. Boggeln, & B. Paskle: Medical fitness eval	2000 · Accounts Payable	4,773.75	
				Total 5030.06 · FIT Tests/HepBC/Wellness						20,642.85
				Total 5030 · SPECIAL DISTRICT EXPENSE						18,351.19
				5031 · DIRECTORS FEES						
				Total 5031 · DIRECTORS FEES						600.00
				5032 · FIRE PREVENTION						
				5032.01 · Public Education						
				12/04/2018		MEMO BILLING	J. McBroom: Prevention Coloring contest 2018: ice cream	1002.6 · Petty Cash	43.12	
				12/04/2018		LITTLE CEASERS PIZZA	Fire Prevention coloring contest pizza party 2018	CalCard (Jason McBroom)	85.11	
				Total 5032.01 · Public Education						128.23
				5032.03 · Classes						
				12/05/2018		SOUTHWEST AIRLINES	J. McBroom: IAFC WUI Conference 3/24-3/28/18: airfare	CalCard (Jason McBroom)	295.60	
				12/05/2018		IAFC (INTL ASSN OF FIRE CHIEFS)	J. McBroom: IAFC WUI Conference 3/24-3/28/18: registration	CalCard (Jason McBroom)	375.00	
				12/05/2018		Peppermill Hotel	J. McBroom: IAFC WUI Conference 3/24-3/28/18: lodging (missing taxes & fees)	CalCard (Jason McBroom)	395.00	
				12/05/2018	7392397Y	NATIONAL FIRE PROTECTION ASSOC.	NFPA 13 & 72 Books	CalCard (Jason McBroom)	216.79	
				12/12/2018		San Diego Airport Parking	J. McBroom: Office of State Fire Marshal (OSFM) Conf 12/11-12/12/2018: parking	CalCard (Jason McBroom)	64.00	
				12/12/2018		MEMO BILLING	J. McBroom: Office of State Fire Marshal (OSFM) Conf 12/11-12/12/2018: rental car	CalCard (Jason McBroom)	37.71	
				12/13/2018	18685	McBROOM, JASON M	J. McBroom: Office of State Fire Marshal (OSFM) Conf 12/11-12/12/2018: reimbursement meals & fuel	1001.01 · CB&T-Checking	30.20	
				12/19/2018	2018 02-06 & 07	SDCFCA - Fire Prevention Officers Section	J. McBroom: 2016 CFC/CBC Fire pump & Commercial Cooking ops classes (2)	2000 · Accounts Payable	160.00	
				12/20/2018		SOUTHERN CA FIRE PREVENTION OFFICERS	J. McBroom: Fire Protection Plans class 2/21/19	CalCard (Jason McBroom)	100.00	
				Total 5032.03 · Classes						1,674.30
				5032.04 · Mapping						
				12/05/2018		FEDERAL EXPRESS	J. McBroom: Plan copy	CalCard (Jason McBroom)	7.39	
				Total 5032.04 · Mapping						7.39
				Total 5032 · FIRE PREVENTION						1,809.92
										266,652.65

ALPINE FIRE PROTECTION DISTRICT
Profit & Loss Prev Year Comparison
July through December 2018

	Jul - Dec 18	Jul - Dec 17	\$ Change
Income			
4000 · COUNTY OF S.D.			
4000.01 · 1% Property Tax	1,287,724.00	1,268,250.59	19,473.41
4000.02 · Interest-General Fund	6,624.29	3,460.58	3,163.71
4000.03 · Mitigation Fees	15,205.92	11,732.00	3,473.92
4000.04 · Interest-Mitigation Fund	991.08	656.97	334.11
4000.05 · Benefit Fee-Alpine	138,459.83	69,916.98	68,542.85
4000.06 · 1% Refunds	-9,192.45	-9,099.24	-93.21
Total 4000 · COUNTY OF S.D.	1,439,812.67	1,344,917.88	94,894.79
4002 · INTEREST INCOME			
.1 · California Bank & Trust	67.58	13.63	53.95
.2 · PASIS	4,609.96	3,210.29	1,399.67
.3 · Investments	22,757.12	19,577.86	3,179.26
.4 · LAIF	2,807.67	1,248.76	1,558.91
.6 · SRPL	1,700.65	2,337.09	-636.44
Total 4002 · INTEREST INCOME	31,942.98	26,387.63	5,555.35
4005 · OTHER INCOME			
.01 · Plan Check	9,048.65	6,484.25	2,564.40
.02 · First Responder	14,313.50	0.00	14,313.50
.04 · Other	31,992.48	65,680.43	-33,687.95
.05 · Donations	1.00	0.00	1.00
.08 · Ambulance Sub-Lease(Restricted)	17,815.86	16,967.46	848.40
.09 · ALS Agreement (Restricted)	29,031.25	29,031.25	0.00
.11 · Vehicle Reimbursements	16,259.68	56,420.81	-40,161.13
Total 4005 · OTHER INCOME	118,462.42	174,584.20	-56,121.78
4006 · GRANT INCOME			
4006.03 · SD Regional Fire & Emergency	9,500.00	23,327.00	-13,827.00
4006.14 · Alpine Fire Foundation	0.00	20.00	-20.00
4006.18 · CA Fire Foundation	7,277.72	0.00	7,277.72
Total 4006 · GRANT INCOME	16,777.72	23,347.00	-6,569.28
Total Income	1,606,995.79	1,569,236.71	37,759.08
Expense			
5003 · GRANT EXPENSES			
5003.03 · SD Regional Fire & Emergency	0.00	2,244.71	-2,244.71
5003.04 · CountySD			
SHGP 2016	0.00	4,276.81	-4,276.81
UASI 2017	349.00	0.00	349.00
Total 5003.04 · CountySD	349.00	4,276.81	-3,927.81
5003.14 · Alpine Fire Foundation			
SEMPRA - Open House	161.61	158.72	2.89
Total 5003.14 · Alpine Fire Foundation	161.61	158.72	2.89
5003.15 · SRPL Mitigation Funds	347.56	0.00	347.56
5003.18 · CA Fire Foundation	5,669.88	0.00	5,669.88
Total 5003 · GRANT EXPENSES	6,528.05	6,680.24	-152.19

ALPINE FIRE PROTECTION DISTRICT
Profit & Loss Prev Year Comparison
July through December 2018

	Jul - Dec 18	Jul - Dec 17	\$ Change
5000 - SALARIES			
5000.01 - Payroll	774,455.96	783,444.08	-8,988.12
5000.02 - OVERTIME			
Critical Weather	9,927.10	25,260.27	-15,333.17
FLSA	13,534.23	13,731.52	-197.29
Paramedic Resource Pool	0.00	0.00	0.00
Sick Coverage	15,885.36	23,937.52	-8,052.16
Strike Team	77,414.35	55,983.96	21,430.39
Training	4,767.00	4,376.08	390.92
Unclassified-Meetings, etc	3,240.77	859.04	2,381.73
Vacation-Holiday Coverage	72,964.88	66,061.88	6,903.00
Total 5000.02 - OVERTIME	197,733.69	190,210.27	7,523.42
Total 5000 - SALARIES	972,189.65	973,654.35	-1,464.70
5002 - EMPLOYEE BENEFITS			
5002.01 - Educational Incentive	91,628.46	81,078.01	10,550.45
5002.02 - Vacation/Sick Leave Expense	139,044.87	81,990.60	57,054.27
5002.03 - Medicare / Employer Exp	18,824.89	18,800.09	24.80
5002.04 - Retirement - Pers	234,976.27	225,931.46	9,044.81
5002.4d - Retirement-PERS Other Obligatio	396.55	0.00	396.55
5002.4a - Retirement UAL Payments	304,979.00	250,344.00	54,635.00
5002.05 - Group Medical Ins	135,397.46	134,154.92	1,242.54
5002.06 - Life Insurance	2,142.00	1,945.60	196.40
5002.07 - LTD Insurance	2,584.68	2,593.10	-8.42
5002.08 - Social Security(Employer)	1,310.63	1,430.18	-119.55
5002.09 - Payroll Expenses	412.25	406.00	6.25
5002.10 - Retirement 401 (a)	2,730.00	2,125.00	605.00
Total 5002 - EMPLOYEE BENEFITS	934,427.06	800,798.96	133,628.10
5006 - UNEMPLOYMENT	-3,840.98	-13,087.12	9,246.14
5007 - CLOTHING			
5007.01 - Uniforms			
Uniforms	422.68	231.62	191.06
Accessories	1,516.93	58.22	1,458.71
Total 5007.01 - Uniforms	1,939.61	289.84	1,649.77
5007.02 - Boots	216.87	137.14	79.73
5007.03 - Turn Outs/Helmets	813.96	1,170.50	-356.54
5007.04 - Wildland gear	463.31	0.00	463.31
Total 5007 - CLOTHING	3,433.75	1,597.48	1,836.27
5008 - COMMUNICATION			
5008.01 - HCFA ,RCS - Internet	68,526.55	83,556.50	-15,029.95
5008.02 - Mobile Communications	2,203.90	933.90	1,270.00
5008.03 - Mobile Data Terminals	1,200.38	2,482.70	-1,282.32
5008.05 - Emergency Operations Center EOC	93.25	0.00	93.25
Total 5008 - COMMUNICATION	72,024.08	86,973.10	-14,949.02
5009 - PASIS (Workers Comp)			

ALPINE FIRE PROTECTION DISTRICT

Profit & Loss Prev Year Comparison

July through December 2018

	Jul - Dec 18	Jul - Dec 17	\$ Change
5009.01 - Administrative	81,846.20	47,416.41	34,429.79
5009.02 - Claim Related	61,090.90	30,747.39	30,343.51
Total 5009 - PASIS (Workers Comp)	142,937.10	78,163.80	64,773.30
5010 - HOUSEHOLD	1,007.68	2,040.57	-1,032.89
5011 - FAIRA	13,531.00	12,229.00	1,302.00
5012 - MAINTENANCE - EQUIPMENT			
5012.01 - E17 (2015 KME)	5,727.29	10,868.02	-5,140.73
5012.02 - E217 (2002 KME)	9,220.46	7,176.88	2,043.58
5012.03 - B17 (2002 International)	13,586.20	8,731.62	4,854.58
5012.04 - U17 (1998-Ford F150)	199.96	612.51	-412.55
5012.05 - Rescue Tools	0.00	121.22	-121.22
5012.06 - Hydrant	0.00	80.42	-80.42
5012.07 - Generator	521.00	736.63	-215.63
5012.10 - Ladder Testing	434.40	353.20	81.20
5012.11 - Misc.Equipment	10.00	32.50	-22.50
5012.12 - Fuel	15,069.75	13,238.90	1,830.85
5012.13 - Foam (Class A/B)	678.83	0.00	678.83
5012.14 - Fire Hose/Hose Packs	163.22	0.00	163.22
5012.16 - Air Compressor - Station	409.64	409.64	0.00
5012.18 - 2007 Ranger (4706)	251.90	753.21	-501.31
5012.20 - 2008 Ford Expedition (4705)	326.56	1,091.87	-765.31
5012.21 - 2012 Dodge Ram Truck 0966(4701)	334.97	1,039.39	-704.42
5012.22 - 2012 Dodge Ram Truck 0965(4702)	589.55	10,906.09	-10,316.54
Total 5012 - MAINTENANCE - EQUIPMENT	47,523.73	56,152.10	-8,628.37
5013 - MAINTENANCE - RADIOS			
5013.01 - Maintenance Contract	1,800.00	1,800.00	0.00
5013.02 - Other radio maintenance	1,020.72	361.68	659.04
Total 5013 - MAINTENANCE - RADIOS	2,820.72	2,161.68	659.04
5014 - MAINTENANCE - STRUCTURES			
5014.01 - Station 17			
Station Maintenance	9,625.20	1,053.26	8,571.94
Plymovent System	202.76	0.00	202.76
Total 5014.01 - Station 17	9,827.96	1,053.26	8,774.70
5014.02 - HVAC Maintenance	0.00	5,616.22	-5,616.22
5014.03 - Overhead Doors	974.00	1,656.00	-682.00
5014.04 - Alarm System	848.75	1,655.13	-806.38
Total 5014 - MAINTENANCE - STRUCTURES	11,650.71	9,980.61	1,670.10
5015 - MEDICAL SUPPLIES			
5015.02 - Defib. supplies	1,742.32	0.00	1,742.32
5015.04 - Defib.maintenance	3,975.00	0.00	3,975.00
5015.07 - Narcotic Disposal	156.00	156.00	0.00
Total 5015 - MEDICAL SUPPLIES	5,873.32	156.00	5,717.32
5016 - MEMBERSHIP	2,443.00	1,843.00	600.00
5018 - OFFICE EXPENSE			

ALPINE FIRE PROTECTION DISTRICT

Profit & Loss Prev Year Comparison

July through December 2018

	Jul - Dec 18	Jul - Dec 17	\$ Change
5018.01 · Expendable Supplies	1,192.46	878.80	313.66
5018.02 · Postage	378.12	567.87	-189.75
5018.03 · Office Equip.& Maintenance	14,604.20	14,860.74	-256.54
5018.04 · CrewSense/ WebStaff maintenance	1,139.04	0.00	1,139.04
Total 5018 · OFFICE EXPENSE	17,313.82	16,307.41	1,006.41
5019 · PROFESSIONAL FEES			
5019.01 · Legal Counsel	7,690.00	6,915.00	775.00
5019.02 · Auditor	8,200.00	8,035.00	165.00
Total 5019 · PROFESSIONAL FEES	15,890.00	14,950.00	940.00
5023 · TRAINING			
5023.01 · Training Incidentals	1,862.19	1,816.38	45.81
5023.02 · Medical Training	407.50	0.00	407.50
5023.03 · HTF	8,967.00	9,551.00	-584.00
5023.04 · Education	1,117.33	939.00	178.33
5023.05 · Workshops	0.00	676.31	-676.31
Total 5023 · TRAINING	12,354.02	12,982.69	-628.67
5025 · WORKSHOPS-MANAGEMENT			
5025.01 · Administrative	1,898.85	2,405.45	-506.60
5025.02 · Chief Officers	2,992.01	3,813.31	-821.30
5025.03 · Board Members	1,351.91	1,137.82	214.09
5025.04 · In House Training	5,763.87	808.68	4,955.19
Total 5025 · WORKSHOPS-MANAGEMENT	12,006.64	8,165.26	3,841.38
5028 · UTILITIES			
5028.01 · SDG&E	19,362.60	18,703.69	658.91
5028.02 · Telephone	2,250.83	2,165.53	85.30
5028.03 · Water	3,018.81	3,958.03	-939.22
5028.04 · Trash	561.00	561.00	0.00
5028.05 · Sewer	807.78	538.00	269.78
Total 5028 · UTILITIES	26,001.02	25,926.25	74.77
5030 · SPECIAL DISTRICT EXPENSE			
5030.01 · District Operations	2,071.78	1,625.97	445.81
5030.02 · Publishing	231.00	199.50	31.50
5030.04 · County Admin.Fees	5,876.52	5,640.30	236.22
5030.05 · Rehab-Fire Ground Meals	1,468.45	95.81	1,372.64
5030.06 · FIT Tests/HepBC/Wellness	21,041.10	12,627.67	8,413.43
5030.08 · LAFCO Budget	2,515.56	2,206.48	309.08
5030.11 · Recruitment-New Hires	0.00	138.00	-138.00
5030.16 · Reimbursable expenses	-710.47	0.00	-710.47
Total 5030 · SPECIAL DISTRICT EXPENSE	32,493.94	22,533.73	9,960.21
5031 · DIRECTORS FEES	2,800.00	2,400.00	400.00
5032 · FIRE PREVENTION			
5032.01 · Public Education	550.70	3,370.67	-2,819.97
5032.02 · Supplies	172.24	437.32	-265.08
5032.03 · Classes	2,218.37	1,801.96	416.41

ALPINE FIRE PROTECTION DISTRICT
Profit & Loss Prev Year Comparison
 July through December 2018

	Jul - Dec 18	Jul - Dec 17	\$ Change
5032.04 - Mapping	7.39	0.00	7.39
Total 5032 - FIRE PREVENTION	2,948.70	5,609.95	-2,661.25
5035 - UNCAPITALIZED EQUIPMENT			
Office	0.00	979.50	-979.50
Total 5035 - UNCAPITALIZED EQUIPMENT	0.00	979.50	-979.50
5037 - CAPITAL EXP. - EQUIPMENT			
Command Vehicle	36,925.76	0.00	36,925.76
Station	2,831.00	0.00	2,831.00
Total 5037 - CAPITAL EXP. - EQUIPMENT	39,756.76	0.00	39,756.76
Total Expense	2,374,113.77	2,129,198.56	244,915.21
Net Income	-767,117.98	-559,961.85	-207,156.13

ALPINE FIRE PROTECTION DISTRICT Employee Reimbursement Report December 2018

	<u>Type</u>	<u>Date</u>	<u>Num</u>	<u>Name</u>	<u>Memo</u>	<u>Account</u>	<u>Amount</u>
Dec 18	Check	12/05/2018	18663	OZBIRN, SHANE T	S. Ozbirn: Company Officer 2C Investigation and Inspection 10/29-11/2/2018	5023.04 - Education	147.00
	Check	12/06/2018	18665	O'GORMAN, GREGORY A	G. O'Gorman: Instructor 1 Edu Reimb J. McBroom: Office of State Fire Marshal (OSFM) Conf 12/11-12/12/2018: reimbursement meals & fuel	5023.04 - Education	350.00
	Check	12/13/2018	18685	McBROOM, JASON M		5032.03 - Classes	30.20
	Check	12/20/2018	18692	VACIO, MICHAEL C	Reimbursement for Staff Holiday Party 2018	5030.01 - District Operations	74.61
	Check	12/21/2018	18696	OZBIRN, SHANE T	S. Ozbirn: FIPT 344 - Command 2E course 12/10 - 12/14/18	5023.04 - Education	127.00
Dec 18							728.81

Portfolio Analysis

11/30/2018

Total cost of accounts (cash value)	\$3,016,115.44
Value of accounts (market value)	\$2,948,083.04
Unrealized gain/loss \$ (market v - cash v)	(\$68,032.40)
Unrealized gain/loss %	-2.26%
Average earning % CD	2.15%

Investment Name	Broker/Dealer	CUSIP	Maturity Date	Term in Months	Interest Rate	Quantity	Purchase Price Per Unit	Total Cost (Purchase Price)	Market Price	Market Value	Gain/Loss (\$)	Gain/Loss (%)
Goldman Sachs (CD)	Comerica	38143AXE0	7/25/2019	84	2.15%	2470	\$ 100.00	\$ 247,000.00	\$ 99.76	\$ 246,412.14	↓ \$ (587.86)	-0.24%
BMW Bank Nth Am (CD)	Comerica	05580ACW2	9/14/2020	60	2.20%	1800	\$ 100.00	\$ 180,000.00	\$ 98.81	\$ 177,859.80	↓ \$ (2,140.20)	-1.19%
American Express Bk (CD)	MBS	02587DM70	11/28/2021	60	2.05%	980	\$ 100.00	\$ 98,000.00	\$ 96.42	\$ 94,486.70	↓ \$ (3,513.30)	-3.58%
Wells Fargo Bk (CD)	Comerica	949763FE1	3/1/2022	60	2.30%	1000	\$ 100.00	\$ 100,000.00	\$ 96.88	\$ 96,875.00	↓ \$ (3,125.00)	-3.13%
JPMorgan Chase Bank (CD)	Comerica	48126XJ55	4/13/2022	60	2.57%	1000	\$ 100.00	\$ 100,000.00	\$ 98.06	\$ 98,057.00	↓ \$ (1,943.00)	-1.94%
Capital One Bank (CD)	Comerica	14042RFS5	5/17/2022	60	2.40%	1130	\$ 100.00	\$ 113,000.00	\$ 97.14	\$ 109,769.33	↓ \$ (3,230.67)	-2.86%
American Express Bk (CD)	MBS	02587CEZ9	5/17/2022	60	2.40%	990	\$ 100.00	\$ 99,000.00	\$ 96.56	\$ 95,592.42	↓ \$ (3,407.58)	-3.44%
Crossfirst Bk (CD)	Comerica	22766ABR5	9/22/2022	60	2.00%	1140	\$ 100.00	\$ 114,000.00	\$ 95.16	\$ 108,480.12	↓ \$ (5,519.88)	-4.84%
Farmers & Merchants	Comerica	308862CE9	12/12/2022	120	1.96%	1250	\$ 100.00	\$ 125,000.00	\$ 97.26	\$ 121,571.25	↓ \$ (3,428.75)	-2.74%
JPMorgan Chase Bank (CD)	Comerica	48125YZC1	2/10/2023	84	2.25%	600	\$ 100.00	\$ 60,000.00	\$ 96.99	\$ 58,195.20	↓ \$ (1,804.80)	-3.01%
Enerbank USA	Comerica	29266NH67	2/27/2023	96	2.30%	1250	\$ 100.00	\$ 125,000.00	\$ 95.50	\$ 119,370.00	↓ \$ (5,630.00)	-4.50%
Wells Fargo Bk (CD)	Comerica	949763RG3	6/6/2023	60	3.25%	1220	\$ 100.00	\$ 122,000.00	\$ 98.37	\$ 120,006.52	↓ \$ (1,993.48)	-1.63%
BOFI Federal Bank	Comerica	09710LBC8	8/28/2025	120	3.00%	1880	\$ 100.00	\$ 188,000.00	\$ 95.56	\$ 179,647.16	↓ \$ (8,352.84)	-4.44%
Discover Bank (CD)	Comerica	254672XR4	2/18/2026	120	2.30%	1500	\$ 100.00	\$ 150,000.00	\$ 91.43	\$ 137,142.00	↓ \$ (12,858.00)	-8.57%
SRPL FUNDS								\$ -				
American Exp Centurion (CD)	Comerica	02587D2Q0	12/5/2022	60	2.50%	1210	\$ 100.00	\$ 121,000.00	\$ 95.38	\$ 115,404.96	↓ \$ (5,595.04)	-4.62%
FNMA (Agency) (Bonds)*	Comerica	3136G06W6	11/20/2023	120	2.00%	1500	\$ 99.87	\$ 149,805.00	\$ 96.60	\$ 144,903.00	↓ \$ (4,902.00)	-3.27%
COMERICA	Comerica	Money Mkt				6072.82	\$ 1.00	\$ 6,072.82	\$ 1.00	\$ 6,072.82	⇒ \$ -	0.00%
LAIF	LAIF	Local Agency Inv.Fund			1.998%	32713.53	\$ 1.00	\$ 32,713.53	\$ 1.00	\$ 32,713.53	⇒ \$ -	0.00%
COMMITTED & ASSIGNED												
LAIF	LAIF	Local Agency Inv.Fund			2.144%	529554.33	\$ 1.00	\$ 529,554.33	\$ 1.00	\$ 529,554.33	⇒ \$ -	0.00%
CB&T	CB&T	Money Mkt			0.03%	231221.09	\$ 1.00	\$ 231,221.09	\$ 1.00	\$ 231,221.09	⇒ \$ -	0.00%
MBS	MBS	Money Mkt				0	\$ 1.00	\$ -	\$ 1.00	\$ -	⇒ \$ -	-
COMERICA	Comerica	Money Mkt				43629.73	\$ 1.00	\$ 43,629.73	\$ 1.00	\$ 43,629.73	⇒ \$ -	0.00%
UNASSIGNED												
CB&T	CB&T	Checking				81118.94	\$ 1.00	\$ 81,118.94	\$ 1.00	\$ 81,118.94	⇒ \$ -	0.00%
Total								\$ 3,016,115.44		\$ 2,948,083.04	↓ \$ (68,032.40)	-2.26%

* Callable

BASE VALUE	MARKET VALUE	
\$ 32,713.53	\$ 32,713.53	LAIF / SRPL
\$ 529,554.33	\$ 529,554.33	LAIF/AFP
\$ 197,000.00	\$ 190,079.12	MBS
\$ 1,667,629.73	\$ 1,617,015.25	Comerica
\$ 276,877.82	\$ 266,380.78	Comerica/SRPL
\$ 312,340.03	\$ 312,340.03	CB&T
<u>\$ 3,016,115.44</u>	<u>\$ 2,948,083.04</u>	
\$ 309,591.35	\$ 299,094.31	SRPL
\$ 2,706,524.09	\$ 2,648,988.73	GENERAL
<u>\$ 3,016,115.44</u>	<u>\$ 2,948,083.04</u>	

Fixed Income Analysis Detail

Prepared for: *****4391



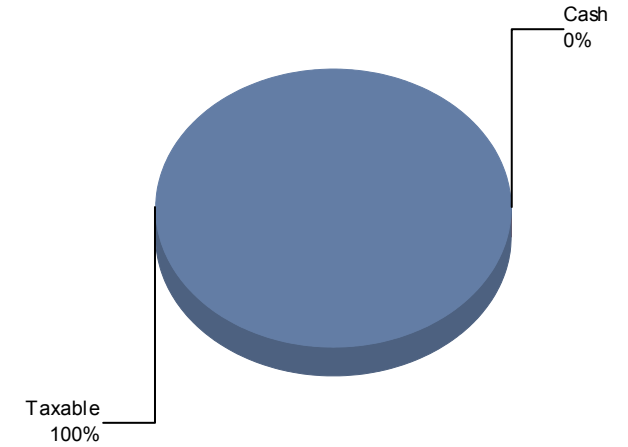
Wealth Management

Comerica Securities, Inc., member FINRA/SIPC

Fixed Income Analysis Detail

	Par Value	%	Market Value	%	MV + Acc .	%	Annualized Income	Holdings
Taxable	2,092,000	100%	\$2,016,242	100%	\$2,023,672	100%	\$48,928	16
Tax-Exempt	0	0%	\$0	0%	\$0	0%	\$0	0
S.T. Resets	0	0%	\$0	0%	\$0	0%	\$0	0
Cash	0	0%	\$0	0%	\$0	0%	\$0	0
Total	2,092,000	100%	\$2,016,242	100%	\$2,023,672	100%	\$48,928	16

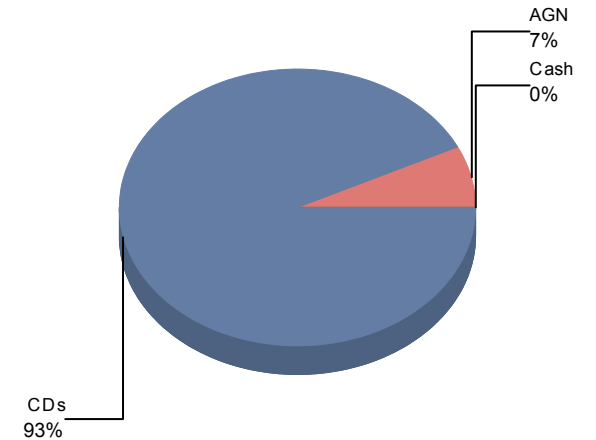
Market Value



Fixed Income Asset Allocation

Asset Type	Par Value	%	Market Value	%	MV + Acc .	%	Annualized Income	Holdings
Certificates of Deposit	1,942,000	93%	\$1,872,916	93%	\$1,880,154	93%	\$45,928	15
Agency/Supranational Agency	150,000	7%	\$143,327	7%	\$143,518	7%	\$3,000	1
Cash	0	0%	\$0	0%	\$0	0%	\$0	0
Total	2,092,000	100%	\$2,016,242	100%	\$2,023,672	100%	\$48,928	16

Market Value



Fixed Income Analysis Detail

Fixed Income Portfolio Statistics

FI Market Value + Accrued : \$2,023,672 Total Cash : \$0

Tax Status	
State of Record	NoState
State Tax	0.00%
Federal Tax	0.00%
AMT Tax	

Maturity		Overall	Taxable	Tax - Exempt
Weighted Avg Yrs To Worst	09/03/22	3.72 Yrs.	09/03/22	3.72 Yrs.
Weighted Avg Eff. Maturity	10/01/22	3.80 Yrs.	10/01/22	3.80 Yrs.
Weighted Avg Duration		3.431	3.431	
Weighted Avg Convexity		0.163	0.163	

Yield	Overall	Taxable	Tax - Exempt
Weighted Avg Yield To Worst	3.376%	3.376%	
Weighted Avg Yield To Maturity	3.407%	3.407%	
Weighted Avg Yield To Call	23.875%	23.875%	
Weighted Avg Current Yield	2.428%	2.428%	
Weighted Avg Acquisition Yield	3.616%	3.616%	
Weighted Avg ATY	3.376%	3.376%	
Weighted Avg TEY	3.376%	3.376%	

Income	Overall	Taxable	Tax - Exempt
Weighted Average Coupon	2.339%	2.339%	
% of Portfolio Zero Coupon	0.0%	0.0%	
% AMT	0.0%	0.0%	
Annualized Gross Income	\$48,928	\$48,928	
Annualized AMT Income	\$0	\$0	
Annualized After Tax Income	\$48,928	\$48,928	

Credit Quality	Overall	Taxable	Tax - Exempt
Weighted Average Credit (UR) *	AA+/AA+	AA+/AA+	
% Non-rated	92.9%	92.9%	
Par Value Insured			
% Insured			
State Saturation			
Product Type Saturation	CDs @92.9%	CDs @92.9%	
Issuer Saturation	38143D @12.3% GOLDMAN SACHS BANK L	38143D @12.3% GOLDMAN SACHS BANK U	
Insurer Saturation			

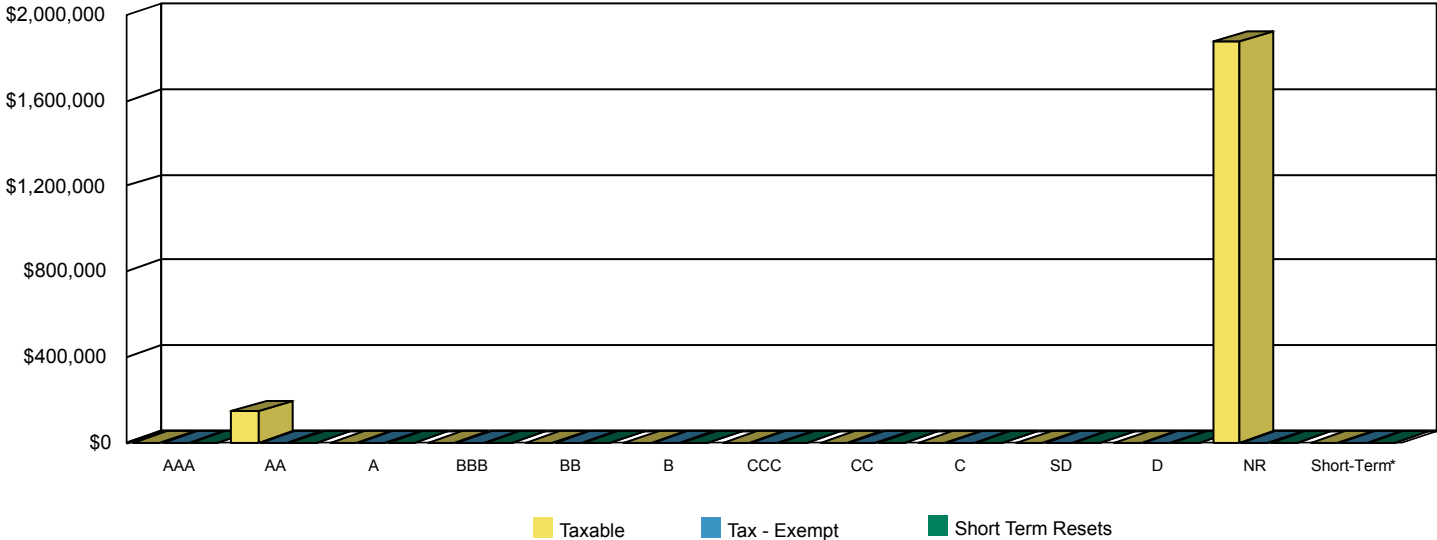
Overall includes Cash.

* Rated assets only

Fixed Income Analysis Detail

Long-Term Rating Distribution

Rating	Taxable	%	Tax-Exempt	%	Short Term Reset	%	Total	%
AAA	\$0	0%	\$0	0%	\$0	0%	\$0	0%
AA	\$143,327	7%	\$0	0%	\$0	0%	\$143,327	7%
A	\$0	0%	\$0	0%	\$0	0%	\$0	0%
BBB	\$0	0%	\$0	0%	\$0	0%	\$0	0%
BB	\$0	0%	\$0	0%	\$0	0%	\$0	0%
B	\$0	0%	\$0	0%	\$0	0%	\$0	0%
CCC	\$0	0%	\$0	0%	\$0	0%	\$0	0%
CC	\$0	0%	\$0	0%	\$0	0%	\$0	0%
C	\$0	0%	\$0	0%	\$0	0%	\$0	0%
SD	\$0	0%	\$0	0%	\$0	0%	\$0	0%
D	\$0	0%	\$0	0%	\$0	0%	\$0	0%
NR	\$1,872,916	93%	\$0	0%	\$0	0%	\$1,872,916	93%
Short-Term*	\$0	0%	\$0	0%	\$0	0%	\$0	0%
Total	\$2,016,242	100%	\$0	0%	\$0	0%	\$2,016,242	100%

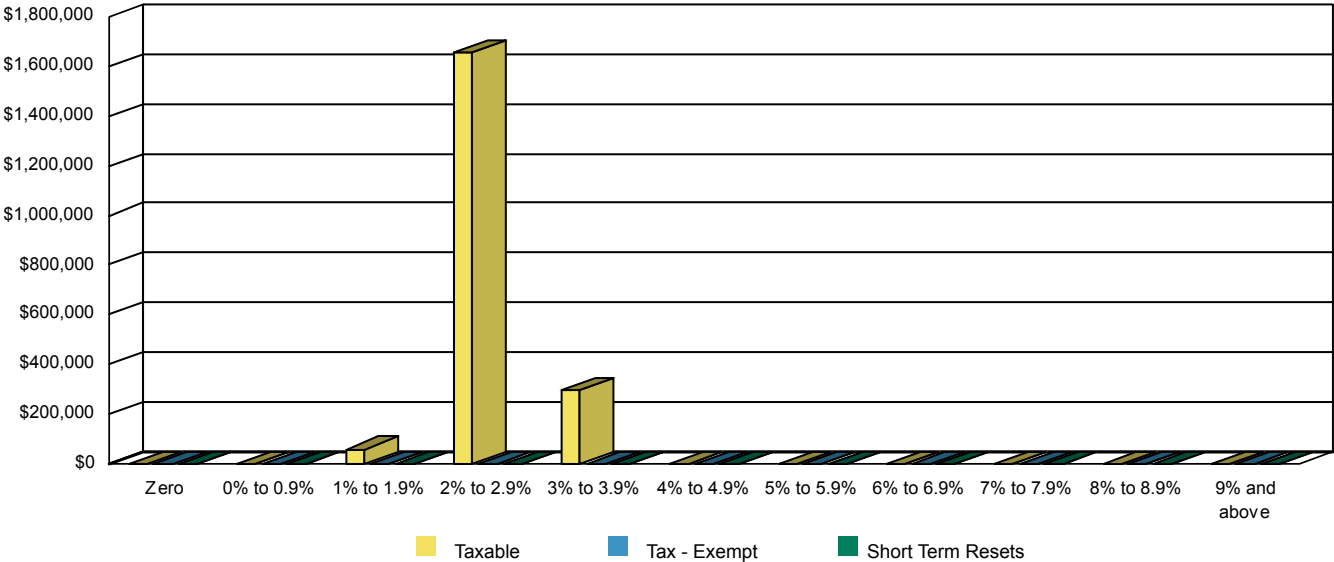


*Short-Term - rated securities only

Fixed Income Analysis Detail

Coupon Distribution

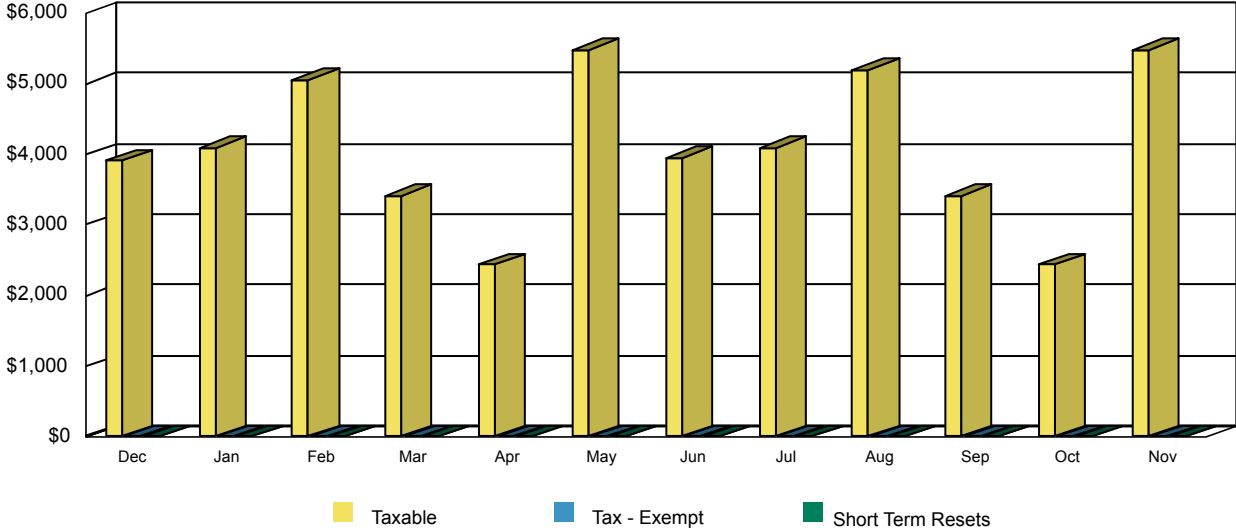
Coupon	Taxable	%	Tax-Exempt	%	Short Term Resets	%	Total	%
Zero	\$0	0%	\$0	0%	\$0	0%	\$0	0%
0% to 0.9%	\$0	0%	\$0	0%	\$0	0%	\$0	0%
1% to 1.9%	\$58,040	3%	\$0	0%	\$0	0%	\$58,040	3%
2% to 2.9%	\$1,658,868	82%	\$0	0%	\$0	0%	\$1,658,868	82%
3% to 3.9%	\$299,335	15%	\$0	0%	\$0	0%	\$299,335	15%
4% to 4.9%	\$0	0%	\$0	0%	\$0	0%	\$0	0%
5% to 5.9%	\$0	0%	\$0	0%	\$0	0%	\$0	0%
6% to 6.9%	\$0	0%	\$0	0%	\$0	0%	\$0	0%
7% to 7.9%	\$0	0%	\$0	0%	\$0	0%	\$0	0%
8% to 8.9%	\$0	0%	\$0	0%	\$0	0%	\$0	0%
≥ 9%	\$0	0%	\$0	0%	\$0	0%	\$0	0%
Total	\$2,016,242	100%	\$0	0%	\$0	0%	\$2,016,242	100%



Fixed Income Analysis Detail

Cash Flow - Next 12 Months (Income)

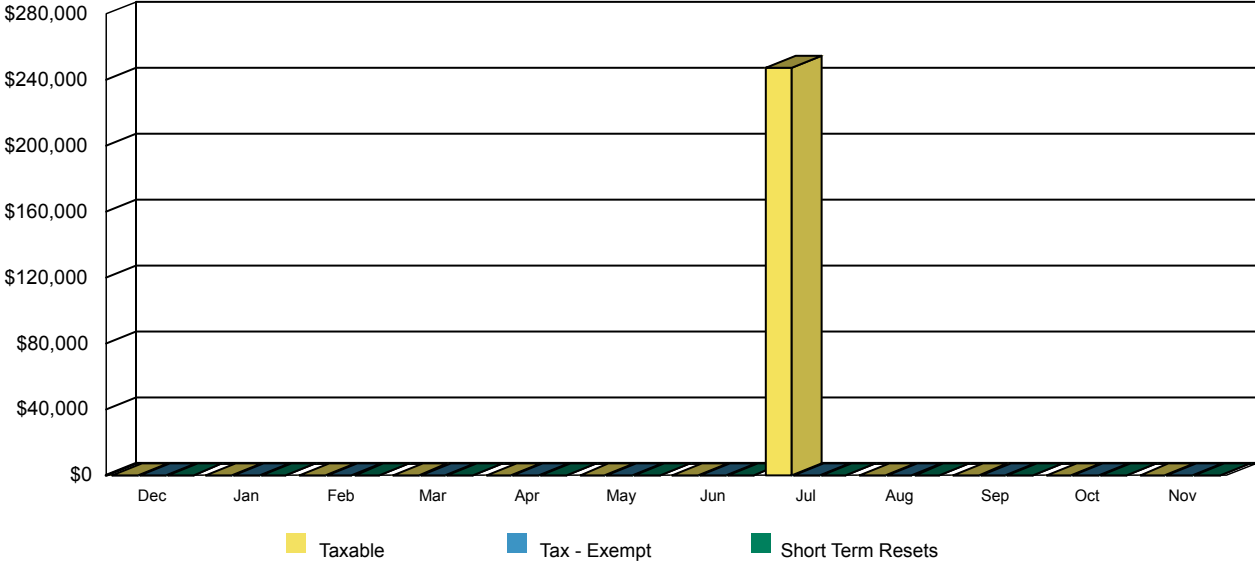
Month	Taxable	%	Tax-Exempt	%	Short Term Reset	%	Total	%
December	\$3,907	8%	\$0	0%	\$0	0%	\$3,907	8%
January	\$4,098	8%	\$0	0%	\$0	0%	\$4,098	8%
February	\$5,055	10%	\$0	0%	\$0	0%	\$5,055	10%
March	\$3,423	7%	\$0	0%	\$0	0%	\$3,423	7%
April	\$2,443	5%	\$0	0%	\$0	0%	\$2,443	5%
May	\$5,487	11%	\$0	0%	\$0	0%	\$5,487	11%
June	\$3,960	8%	\$0	0%	\$0	0%	\$3,960	8%
July	\$4,098	8%	\$0	0%	\$0	0%	\$4,098	8%
August	\$5,205	11%	\$0	0%	\$0	0%	\$5,205	11%
September	\$3,423	7%	\$0	0%	\$0	0%	\$3,423	7%
October	\$2,443	5%	\$0	0%	\$0	0%	\$2,443	5%
November	\$5,487	11%	\$0	0%	\$0	0%	\$5,487	11%
Total	\$49,025	100%	\$0	0%	\$0	0%	\$49,025	100%



Fixed Income Analysis Detail

Cash Flow - Next 12 Months (Principal)

Month	Taxable	%	Tax-Exempt	%	Short Term Reset	%	Total	%
December	\$0	0%	\$0	0%	\$0	0%	\$0	0%
January	\$0	0%	\$0	0%	\$0	0%	\$0	0%
February	\$0	0%	\$0	0%	\$0	0%	\$0	0%
March	\$0	0%	\$0	0%	\$0	0%	\$0	0%
April	\$0	0%	\$0	0%	\$0	0%	\$0	0%
May	\$0	0%	\$0	0%	\$0	0%	\$0	0%
June	\$0	0%	\$0	0%	\$0	0%	\$0	0%
July	\$247,000	100%	\$0	0%	\$0	0%	\$247,000	100%
August	\$0	0%	\$0	0%	\$0	0%	\$0	0%
September	\$0	0%	\$0	0%	\$0	0%	\$0	0%
October	\$0	0%	\$0	0%	\$0	0%	\$0	0%
November	\$0	0%	\$0	0%	\$0	0%	\$0	0%
Total	\$247,000	100%	\$0	0%	\$0	0%	\$247,000	100%



Fixed Income Analysis Detail

Federally Taxable Cash Flow

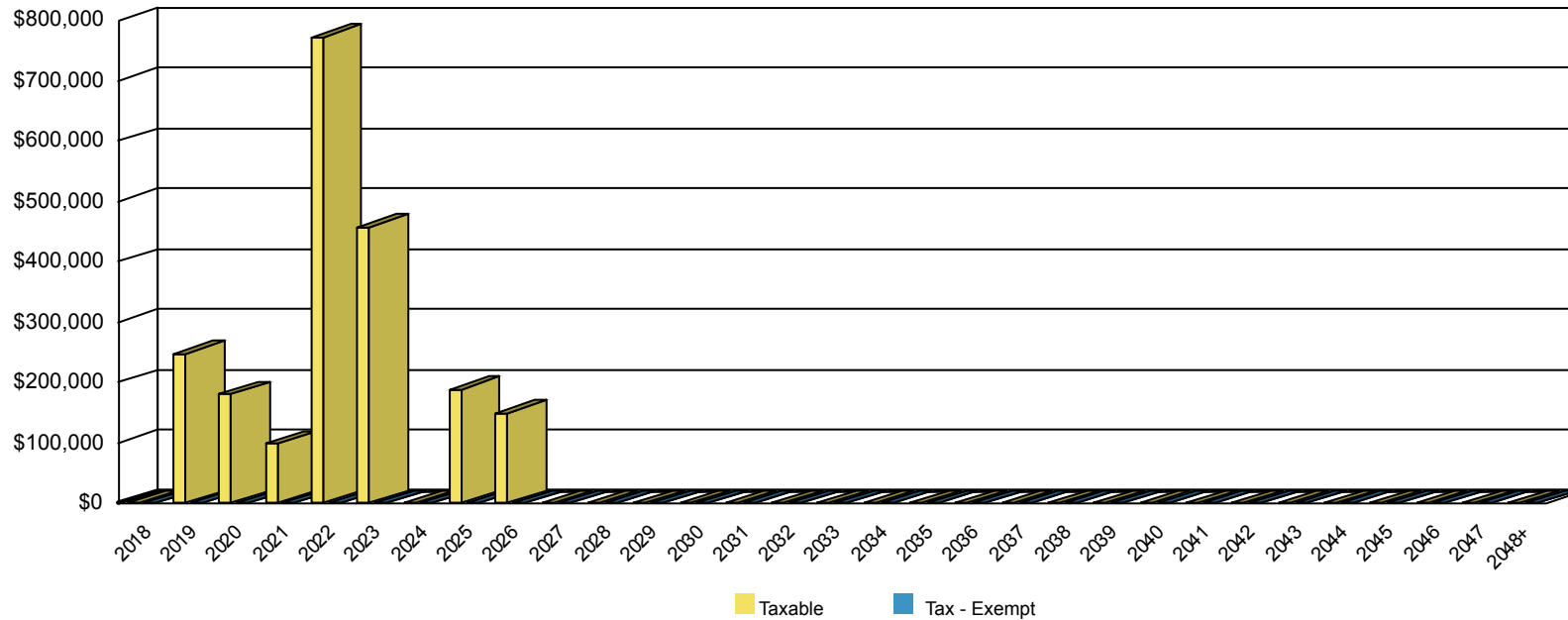
CUSIP	Total Qty	Description	Asset		December	January	February	March	April	May	June	July	August	September	October	November
			OC	Type												
02587CEZ9	99	AMERICAN EXP FE		CDs	\$0	\$0	\$0	\$0	\$0	\$1,188	\$0	\$0	\$0	\$0	\$0	\$1,188
02587D2Q0	121	AMERICAN EXPRE:		CDs	\$1,513	\$0	\$0	\$0	\$0	\$0	\$1,513	\$0	\$0	\$0	\$0	\$0
02587DM70	98	AMERICAN EXPRE:		CDs	\$1,005	\$0	\$0	\$0	\$0	\$0	\$1,005	\$0	\$0	\$0	\$0	\$0
05580ACW2	180	BMW BK NORTH AM		CDs	\$0	\$0	\$0	\$1,980	\$0	\$0	\$0	\$0	\$0	\$1,980	\$0	\$0
09710LBC8	188	BOFI FED BK SAN I		CDs	\$470	\$470	\$470	\$470	\$470	\$470	\$470	\$470	\$470	\$470	\$470	\$470
14042RFS5	113	CAPITAL ONE NATL		CDs	\$0	\$0	\$0	\$0	\$0	\$1,356	\$0	\$0	\$0	\$0	\$0	\$1,356
22766ABR5	114	CROSSFIRST BK LI		CDs	\$190	\$190	\$190	\$190	\$190	\$190	\$190	\$190	\$190	\$190	\$190	\$190
254672XR4	150	DISCOVER BK CD 2		CDs	\$0	\$0	\$1,725	\$0	\$0	\$0	\$0	\$0	\$1,725	\$0	\$0	\$0
29266NH67	125	ENERBANK USA UT	OLC	CDs	\$0	\$0	\$1,438	\$0	\$0	\$0	\$0	\$0	\$1,438	\$0	\$0	\$0
308862CE9	125	FARMERS & MERC		CDs	\$208	\$260	\$260	\$260	\$260	\$260	\$260	\$260	\$260	\$260	\$260	\$260
3136G06W6	150	FEDERAL NATL MT		AGN	\$0	\$0	\$0	\$0	\$0	\$1,500	\$0	\$0	\$0	\$0	\$0	\$1,500
38143AXE0	247	GOLDMAN SACHS		CDs	\$0	\$2,655	\$0	\$0	\$0	\$0	\$0	\$249,655	\$0	\$0	\$0	\$0
48125YZC1	60	JP MORGAN CHAS		CDs	\$0	\$0	\$450	\$0	\$0	\$0	\$0	\$0	\$600	\$0	\$0	\$0
48126XJ55	100	JPMORGAN CHASE		CDs	\$0	\$0	\$0	\$0	\$1,000	\$0	\$0	\$0	\$0	\$0	\$1,000	\$0
949763FE1	100	WELLS FARGO BAI		CDs	\$192	\$192	\$192	\$192	\$192	\$192	\$192	\$192	\$192	\$192	\$192	\$192
949763RG3	122	WELLS FARGO BAI		CDs	\$330	\$330	\$330	\$330	\$330	\$330	\$330	\$330	\$330	\$330	\$330	\$330
Total	2,092				\$3,907	\$4,098	\$5,055	\$3,423	\$2,443	\$5,487	\$3,960	\$251,098	\$5,205	\$3,423	\$2,443	\$5,487

Fixed Income Analysis Detail

Effective Maturity Distribution (Redemption Value)

Eff. Maturity	Taxable	%	Tax-Exempt	%	Total	%
2018	\$0	0%	\$0	0%	\$0	0%
2019	\$247,000	12%	\$0	0%	\$247,000	12%
2020	\$180,000	9%	\$0	0%	\$180,000	9%
2021	\$98,000	5%	\$0	0%	\$98,000	5%
2022	\$772,000	37%	\$0	0%	\$772,000	37%
2023	\$457,000	22%	\$0	0%	\$457,000	22%
2024	\$0	0%	\$0	0%	\$0	0%
2025	\$188,000	9%	\$0	0%	\$188,000	9%
2026	\$150,000	7%	\$0	0%	\$150,000	7%
2027	\$0	0%	\$0	0%	\$0	0%
2028	\$0	0%	\$0	0%	\$0	0%
2029	\$0	0%	\$0	0%	\$0	0%
2030	\$0	0%	\$0	0%	\$0	0%
2031	\$0	0%	\$0	0%	\$0	0%
2032	\$0	0%	\$0	0%	\$0	0%
2033	\$0	0%	\$0	0%	\$0	0%

Eff. Maturity	Taxable	%	Tax - Exempt	%	Total	%
2034	\$0	0%	\$0	0%	\$0	0%
2035	\$0	0%	\$0	0%	\$0	0%
2036	\$0	0%	\$0	0%	\$0	0%
2037	\$0	0%	\$0	0%	\$0	0%
2038	\$0	0%	\$0	0%	\$0	0%
2039	\$0	0%	\$0	0%	\$0	0%
2040	\$0	0%	\$0	0%	\$0	0%
2041	\$0	0%	\$0	0%	\$0	0%
2042	\$0	0%	\$0	0%	\$0	0%
2043	\$0	0%	\$0	0%	\$0	0%
2044	\$0	0%	\$0	0%	\$0	0%
2045	\$0	0%	\$0	0%	\$0	0%
2046	\$0	0%	\$0	0%	\$0	0%
2047	\$0	0%	\$0	0%	\$0	0%
2048+	\$0	0%	\$0	0%	\$0	0%
Total	\$2,092,000	100%	\$0	0%	\$2,092,000	100%



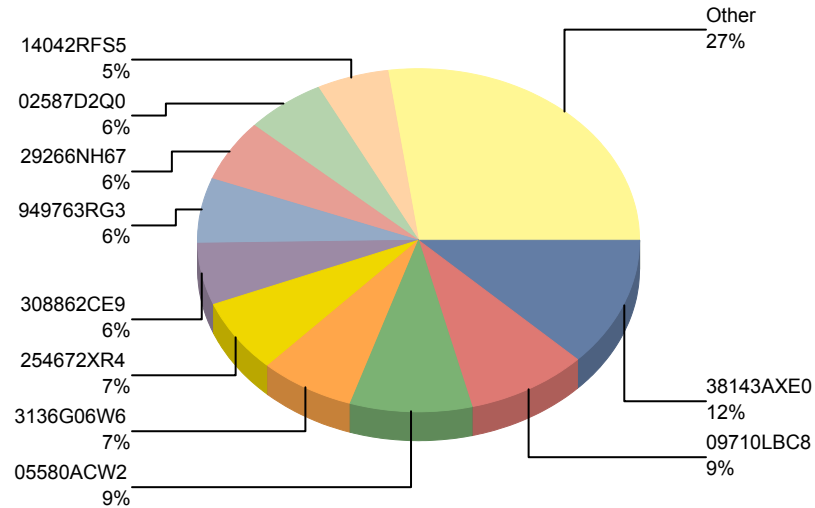
Fixed Income Analysis Detail

Top 10 Securities

Cash : \$0

CUSIP	Description	Taxable PV	%	Tax-Exempt PV	%	Market Value	%
38143AXE0	GOLDMAN SACHS BK USA NY CD 2.15%19	247,000	12%	0	0%	\$246,385	12%
09710LBC8	BOFI FED BK SAN DIEGO CALIF CD CLL 3%25	188,000	9%	0	0%	\$179,378	9%
05580ACW2	BMW BK NORTH AMER SALT LAKE CD 2.2%20	180,000	9%	0	0%	\$177,620	9%
3136G06W6	FEDERAL NATL MTG ASSN CALL 2%112023	150,000	7%	0	0%	\$143,327	7%
254672XR4	DISCOVER BK CD 2.3%26	150,000	7%	0	0%	\$136,865	7%
308862CE9	FARMERS & MERCHANTS NB CD CLL STP 22	125,000	6%	0	0%	\$121,349	6%
949763RG3	WELLS FARGO BANK NATL ASSN CD 3.25%23	122,000	6%	0	0%	\$119,957	6%
29266NH67	ENERBANK USA UT CD 2.3%23	125,000	6%	0	0%	\$119,194	6%
02587D2Q0	AMERICAN EXPRESS CENTRN CD 2.5%22	121,000	6%	0	0%	\$115,171	6%
14042RFS5	CAPITAL ONE NATL ASSN VA CD 2.4%22	113,000	5%	0	0%	\$109,556	5%
Other		571,000	27%	0	0%	\$547,441	27%
Total		2,092,000	100%	0	0%	\$2,016,242	100%

Market Value



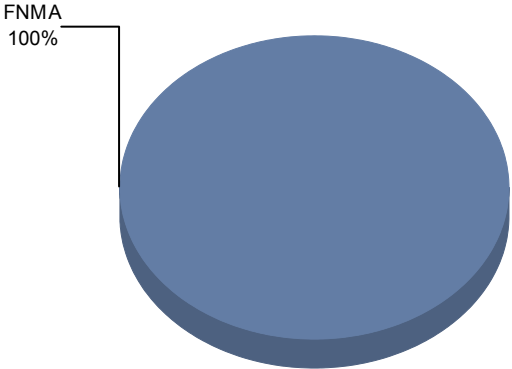
Fixed Income Analysis Detail

Taxable Overview

Agency Distribution

Agency Issuer	Par Value		Market Value	
FNMA	150,000	100%	\$143,327	100%
Total	150,000	100%	\$143,327	100%

Market Value



Fixed Income Analysis Detail

Holdings

Agency/Supranational Agency **7.09%**
 U.S. Agency

CUSIP	Description	Coupon	Eff. Maturity	Currency	Moody's/S&P	Duration	YTW	Price
Qty			Next Call *	(vs. USD)	ST Rating		YTM	MV
3136G06W6	FEDERAL NATL MTG ASSN CALL 2%112023	2.000	11/20/2023	USD(1.0000)	Aaa/AA+	4.644	2.976	95.551
150			02/20/2019@100.000				2.976	\$143,327

Certificates of Deposit **92.91%**

CUSIP	Description	Coupon	Eff. Maturity	Currency	Moody's/S&P	Duration	YTW	Price
Qty			Next Call *	(vs. USD)	ST Rating		YTM	MV
38143AXE0	GOLDMAN SACHS BK USA NY CD 2.15%19	2.150	07/25/2019	USD(1.0000)		0.590	2.555	99.751
247							2.555	\$246,385
05580ACW2	BMW BK NORTH AMER SALT LAKE CD 2.2%20	2.200	09/18/2020	USD(1.0000)		1.692	2.983	98.678
180							2.983	\$177,620
02587DM70	AMERICAN EXPRESS CENTRN CD 2.05%21	2.050	12/01/2021	USD(1.0000)		2.827	3.435	96.140
98							3.435	\$94,217
949763FE1	WELLS FARGO BANK NATL ASSN CD 2.3%22	2.300	03/01/2022	USD(1.0000)		3.076	3.411	96.630
100							3.411	\$96,630
48126XJ55	JPMORGAN CHASE BK CD CLL STP 22	2.000	04/13/2022	USD(1.0000)		2.233	3.145	97.926
100			04/13/2019@100.000				3.539	\$97,926
14042RFS5	CAPITAL ONE NATL ASSN VA CD 2.4%22	2.400	05/17/2022	USD(1.0000)		3.235	3.352	96.952
113							3.352	\$109,556
02587CEZ9	AMERICAN EXP FED SVGS BK INSTL CD 2.4%22	2.400	05/17/2022	USD(1.0000)		3.214	4.540	93.300
99							4.540	\$92,367
22766ABR5	CROSSFIRST BK LEAWOOD KS CD 2%22	2.000	09/22/2022	USD(1.0000)		3.606	3.429	94.966
114							3.429	\$108,261
02587D2Q0	AMERICAN EXPRESS CENTRN CD 2.5%22	2.500	12/05/2022	USD(1.0000)		3.719	3.821	95.183
121							3.821	\$115,171
308862CE9	FARMERS & MERCHANTS NB CD CLL STP 22	2.500	12/12/2022	USD(1.0000)		3.765	3.594	97.079
125			01/12/2019@100.000				3.594	\$121,349
48125YZC1	JP MORGAN CHASE BANK NA CD CLL STP 23	1.500	02/10/2023	USD(1.0000)		2.998	3.227	96.733
60			02/10/2019@100.000				3.634	\$58,040
29266NH67	ENERBANK USA UT CD 2.3%23	2.300	02/27/2023	USD(1.0000)		3.918	3.497	95.355
125							3.497	\$119,194
949763RG3	WELLS FARGO BANK NATL ASSN CD 3.25%23	3.250	06/06/2023	USD(1.0000)		4.143	3.656	98.325
122							3.656	\$119,957

Fixed Income Analysis Detail

Certificates of Deposit

92.91%

CUSIP	Description	Coupon	Eff. Maturity	Currency	Moody's/S&P	Duration	YTW	Price
Qty			Next Call *	(vs. USD)	ST Rating		YTM	MV
09710LBC8	BOFI FED BK SAN DIEGO CALIF CD CLL 3%/25	3.000	08/28/2025	USD(1.0000)		6.025	3.777	95.414
188			01/28/2019@100.000				3.777	\$179,378
254672XR4	DISCOVER BK CD 2.3%/26	2.300	02/18/2026	USD(1.0000)		6.444	3.701	91.243
150							3.701	\$136,865

* R - Refunded; E - Escrow to Maturity; C - Called

Fixed Income Analysis Detail

Comerica's Wealth Management team consists of various divisions of Comerica Bank, affiliates of Comerica Bank including Comerica Bank & Trust, N.A., and subsidiaries of Comerica Bank including World Asset Management, Inc.; Comerica Securities, Inc.; and Comerica Insurance Services, Inc. and its affiliated insurance agencies. World Asset Management, Inc., and Comerica Securities, Inc. are federally Registered Investment Advisors. Comerica Securities, Inc. is a broker/dealer, member FINRA/SIPC. Registrations do not imply a certain level of skill or training.

Securities and other non-deposit investment products (NDIP) offered through Comerica Bank and its affiliates: (i) are not insured by the FDIC; (ii) are not deposits or other obligations of Comerica Bank or any of its affiliates and are not guaranteed by Comerica Bank or any of its affiliates; and (iii) are subject to investment risks, including possible loss of the principal invested. Insurance products are solely the obligation of the issuing insurance company; are not guaranteed by any person soliciting the purchase of or selling the policies; and Comerica is not obligated to provide benefits under the insurance contract.

Comerica Bank and its affiliates do not provide tax or legal advice. Please consult your attorney or tax advisor regarding legal or tax issues. Information and commentary included herein concerning one or more federal tax issues do not constitute an opinion and are not intended or written to be used, and they cannot be used, by any taxpayer for the purpose of avoiding penalties that may be imposed on the taxpayer.

This report is neither an offer to sell, nor a solicitation to buy and does not purport to be a complete statement of all material facts. Further information will be provided upon request, if available.

While the information contained within has been compiled from multiple sources which are believed to be reliable and accurate to the best knowledge of Comerica Securities, Inc. Comerica Securities does not guaranty its accuracy.

Calculations in this report may include cash. Cash may consist of both cash and money fund balances. Cash price is assumed to be par. Cash coupon and yield is assumed to be 0%. Cash is assumed to have a rating of NR.

Assumed rate for AMT accounts with no AMT tax rate set 0%

NOTICES:

Security Descriptive Data provided by Interactive Data Pricing and Reference Data, Inc. CUSIP numbers: Copyright © 2018, American Bankers Association CUSIP Database provided by the Standard & Poor's CUSIP Service Bureau, a division of The McGraw-Hill Companies, Inc. All rights reserved. Moody's ratings: © 2018, Moody's Investors Service, Inc. and its licensors ("Moody's"). Moody's ratings ("Ratings") are proprietary to Moody's and/or its licensors. RATINGS MAY NOT BE COPIED OR OTHERWISE REPRODUCED, REPACKAGED, FURTHER DISSEMINATED, REDISTRIBUTED OR RESOLD, OR STORED FOR SUBSEQUENT USE FOR ANY SUCH PURPOSE, IN WHOLE OR IN PART, BY ANY PERSON WITHOUT MOODY'S PRIOR WRITTEN CONSENT. Moody's® is a registered trademark. S&P Ratings: Copyright © 2018 Standard & Poor's Financial Services LLC ("S&P"). Reproduction of RatingsXpress-Credit Ratings in any form is prohibited except with the prior written permission of S&P. S&P does not guarantee the accuracy, completeness, timeliness or availability of any information, including ratings, and is not responsible for any errors or omissions (negligent or otherwise), regardless of the cause, or for the results obtained from the use of ratings. S&P GIVES NO EXPRESS OR IMPLIED WARRANTIES, INCLUDING, BUT NOT LIMITED TO, ANY WARRANTIES OF MERCHANTABILITY OR FITNESS FOR A PARTICULAR PURPOSE OR USE. S&P SHALL NOT BE LIABLE FOR ANY DIRECT, INDIRECT, INCIDENTAL, EXEMPLARY, COMPENSATORY, PUNITIVE, SPECIAL OR CONSEQUENTIAL DAMAGES, COSTS, EXPENSES, LEGAL FEES, or LOSSES (INCLUDING LOST INCOME OR PROFITS AND OPPORTUNITY COSTS) IN CONNECTION WITH ANY USE OF RATINGS. S&P's ratings are statements of opinions and are not statements of fact or recommendations to purchase, hold or sell securities. They do not address the market value of securities or the suitability of securities for investment purposes, and should not be relied on as investment advice.

REPORT DISCLAIMER:

Taxable Product Types Includes the following: Agency/Supranational Agency, Asset Backed Securities, Certificates of Deposit, Collateralized Mortgage Obligations, Corporate Bonds, Mortgage Backed Securities, Other, Preferreds, Sovereigns, Taxable Municipal, T-bills, Commercial Paper, Agency Discount Notes, and US Treasury

Tax Exempt Product Types Includes the following: Municipal Bonds

Overall Product Types Includes the following: Taxable, Tax Exempt, and Short Term Resets.

Includes Cash

FIRE CHIEFS REPORT

JANUARY 2019

1. **San Diego County Fire Chiefs**
 - Discussed the new Youth Firesetter Program administered by the Burn Institute
 - Discussed San Diego Regional Fire Foundation goals
2. **Fire Districts of San Diego County**
 - We had a presentation on the Fire Mitigation Program from county staff.
3. **HCFA Board of Chiefs (BOC)**
 - Chief Brainard from San Miguel was re-elected chair.
 - Chief Sims from Bonita was elected vice chair.
 - Discussed priority dispatching and possible hiring of zone Medical Director
 - Approved recommendation to Commission approving Santa Ysabel Fire Department leaving HCFA dispatching and going to CALFIRE.
 - Approved recommendation to Commission to approve funds for HCFA to set up a Mental Health Stress Checkup Program.
 - VHF project update
 - Citygate Regional Dispatch Center study update
 - The Regional CAD Interoperability Project (RCIP) has been funded another year with grant funds. HCFA manages the MOU for RCIP.
 - Discussion on expanding the IT department at HCFA. Direction was given to staff to including funding in the 19/20 budget for an additional employee for IT.
4. **Central Zone Board of Chiefs (BOC)**
 - Discussed Zone Fire Investigation, Light and Air units and Chaplin resources
 - Discussed possible projects for funding from San Diego Regional Fire Foundation
 - SDGE training update
5. **HFTFA Board of Chiefs (BOC)**
 - No meeting this month.
6. **RCS Board of Directors**
 - I attended the RCS budget committee meeting. The budget for FY19/20 looks good no increase in NOC fees.
7. **FAIRA**
 - No meeting this month, next meeting March 11, 2019 in San Francisco.
8. **RCCP Administrative Oversight Committee**
 - No meeting this month.

9. **PASIS**
 - Next meeting January 17, 2019.
10. **EBA**
 - No meeting this month
11. I attended the FDAC Board meeting in Sacramento. We spent a lot of time discussing D-RISC and its use this year. We also discussed legislation affecting Fire Districts. The annual Conference will be held in Napa in April.
12. Testing for hiring a new Firefighter is continuing.
13. I attended the Fire Mitigation Review Committee Meeting, on which I'm a member. Several projects submitted by Fire Districts were evaluated and discussed and the mitigation rate was re-evaluated.
14. SOI annexation update. The annexation is currently scheduled for the February 4th LAFCO meeting. The Board of Supervisors postponed approving our property tax exchange until the January 29th Board of Supervisors meeting.
15. The District received no Public Records requests this month.
16. We will be holding our annual all employee meeting Tuesday January 29th.
17. I will be attending the annual LCW Public Safety Legal Conference in Desert Springs January 23-25.

ALPINE FIRE PROTECTION DISTRICT
 FIRE CHIEF'S MONTHLY REPORT
 December 2018

PERSONNEL	Dec-18	YTD	Dec-17	YTD
Total at end of month	16	18	17	18
Days lost for sickness	3.00	45.82	6.38	55.78
Days lost due to injury	0	1	0	44
# Emp's out on injury	0	2	0	1
TRAINING HOURS				
Captains	60.50	240.00	8.00	188.50
Engineers	48.00	130.50	8.00	112.50
Firefighter	117.50	343.50	14.00	228.00
Total Training Hours:	226.00	714.00	30.00	529.00
FIRE PREVENTION ACTIVITIES				
Business Insp-Re Inspection	1	50	26	59
On Site Assess/Complaint	0	3	1	18
Plan Checks	8	37	12	41
Subdivision Map / Parcel Map	0	0	0	0
Violation Notices/Parking Warnings	0	0	0	0
Construction & Final Inspections	0	7	3	12
Burn Permits Issued	4	4	0	0
Public Ed Programs (hours)	2	5	0	20
Weed Abatement-Notice/Insp	0	55	5	84

FIRE MARSHAL'S REPORT
December 1st – December 31st

CONSTRUCTION:

Remodel plan checks, Sprinkler plan checks, Sprinkler Hydros, on-site inspections, business inspections, burn permits and other office duties. *(see monthly inspection sheet)*

TRAINING: Attended OSFM meeting for the AES Committee in Sacramento

MEETINGS:

San Diego Fire Prevention Officers-

San Diego Fire Protection Association- I presented a training for the group on OSFM meeting.

AFSA - Meeting held 11-14. Fire pump installations.

PIO- 12/4/2018 Meeting was held at County Operations Center.

NFPA- No meeting this month.

OES – No meeting this month.

FSC – No meeting this month

Miramar Advisory – No meeting

PUBLIC EDUCATION - OUTREACH:

Attended the SPEP School Preparedness Evacuation Plan at the OES for the implementation.

ALPINE

Incident Type Report (Summary)

**Alarm Date Between {12/01/2018} And
{12/31/2018}**

Incident Type	Count	Pct of Incidents	Total Est Loss	Pct of Losses
	1	0.74%	\$0	0.00%
	1	0.74%	\$0	0.00%
1 Fire				
111 Building fire	1	0.74%	\$500	14.28%
131 Passenger vehicle fire	2	1.47%	\$3,000	85.71%
	3	2.21%	\$3,500	100.00%
3 Rescue & Emergency Medical Service Incident				
320 Emergency medical service, other	1	0.74%	\$0	0.00%
321 EMS call, excluding vehicle accident with injury	81	59.56%	\$0	0.00%
3211 EMS call, aid unnecessary	3	2.21%	\$0	0.00%
322 Motor vehicle accident with injuries	5	3.68%	\$0	0.00%
324 Motor Vehicle Accident with no injuries	2	1.47%	\$0	0.00%
	92	67.65%	\$0	0.00%
4 Hazardous Condition (No Fire)				
440 Electrical wiring/equipment problem, Other	1	0.74%	\$0	0.00%
	1	0.74%	\$0	0.00%
5 Service Call				
510 Person in distress, Other	1	0.74%	\$0	0.00%
531 Smoke or odor removal	2	1.47%	\$0	0.00%
5411 Snake Removal	1	0.74%	\$0	0.00%
550 Public service assistance, Other	1	0.74%	\$0	0.00%
554 Assist invalid	2	1.47%	\$0	0.00%
561 Unauthorized burning	2	1.47%	\$0	0.00%
	9	6.62%	\$0	0.00%
6 Good Intent Call				
611 Dispatched & cancelled en route	14	10.29%	\$0	0.00%
622 No Incident found on arrival at dispatch address	3	2.21%	\$0	0.00%
631 Authorized controlled burning	2	1.47%	\$0	0.00%
651 Smoke scare, odor of smoke	3	2.21%	\$0	0.00%
6521 Hot Vehicle Brakes, No Fire	2	1.47%	\$0	0.00%
671 HazMat release investigation w/no HazMat	1	0.74%	\$0	0.00%

ALPINE

Incident Type Report (Summary)

Alarm Date Between {12/01/2018} And
{12/31/2018}

Incident Type	Count	Pct of Incidents	Total Est Loss	Pct of Losses
6 Good Intent Call	<u>25</u>	<u>18.38%</u>	<u>\$0</u>	<u>0.00%</u>
7 False Alarm & False Call				
735 Alarm system sounded due to malfunction	1	0.74%	\$0	0.00%
744 Detector activation, no fire - unintentional	1	0.74%	\$0	0.00%
745 Alarm system activation, no fire - unintentional	2	1.47%	\$0	0.00%
746 Carbon monoxide detector activation, no CO	<u>1</u>	<u>0.74%</u>	<u>\$0</u>	<u>0.00%</u>
	5	3.68%	\$0	0.00%

Total Incident Count: 136

Total Est Loss:

\$3,500

GRANT UPDATE

GRANTS AWARDED:

Grantor: **Alpine Fire Protection Foundation** Amount: \$7,800.00
Purpose: **EOC Podium; 20 Chairs, 10 tables** Date Received: 8/9/2018
Performance Period: FY 18/19
To purchase for the Training & Emergency Ops Center: 1 Podium; 20 Chairs, 10 tables. (*Finance Officers Caccavo & Moore; Fire Chief Bill Paskle*)

Grantor: **SD Regional Fire Foundation** Amount: \$9,500.00
Purpose: **42 Pairs of Nomex Wildland Fire Protective Pants** Date Submitted: 5/16/2018
Performance Period: 3/31/2019
To purchase 42 pairs of Nomex Wildland fire protective pants. (*Finance Office Caccavo, Captain Boggeln*)
8/16/2018: 39 pairs of wildland pants ordered.

GRANTS – IN PROCESS:

Grantor: **Sempra Energy/Alpine Fire Foundation** Amount: \$2,500
Purpose: **CERT 2014** Date Submitted: 7/11/2014
Performance Period:
Grant provides funds for CERT. Funds held in Foundation until needed. (*Captain Dotson*) Balance remaining 3/31/2016: \$1,465.24. 4/30/2017: Canopy ordered and received for CERT events and fire district public education \$1227.20. **10/2017: Balance remaining \$238.76**

Grantor: **Sempra Energy/Alpine Fire Foundation** Amount: \$2,500
Purpose: **CERT 2015** Date Submitted: 7/20/2015
Performance Period:
Grant provides funds for CERT. Funds held in Foundation until needed. (*Retired Finance Officer Moore*) 7/20/2015: Award received. **10/2017: No funds expended.**

Grantor: **FY17 UASI** Amount: \$4,753
Purpose: **Training Participation** Date Submitted: 11/14/2017
Performance Period: 9/1/2017 - 12/31/2019 Awarded: 11/16/2017
4/10/2018: 1 training class taken; cash receipt to be submitted. 5/10/2018: Cash request #1 submitted. 6/7/2018: Cash request #2 submitted. **10/05/2018: Check received \$1165.64**

Grantor: **FY17 SHGP** Amount: \$13,176
Purpose: **Turnout (PPE) Cache** Date Submitted: 3/21/2018
Performance Period: 12/12/2017 - 6/30/2019 Awarded: 3/21/2018
Grant provides funds to build turnout cache. (*Retired Finance Officer Moore, Captain Boggeln*) **7/20/18: Staff to begin purchasing immediately.**

Grantor: **FEMA4305-DR-CA CalOES** Amount: \$9,350.36
Purpose: **Late January Storms Disaster Recovery** Date Submitted: 3/22/2017
Performance Period: As approved (Max 120 days)
Reimburse 75% of Critical Weather overtime costs for January 21, 22, 23, 2017. (*Retired Finance Officer Moore, Fire Chief Paskle*) 4/30/2017: Regional Systems Manager has been assigned. 5/31/2017 - 6/30/2017: Reimbursement request working its way through the federal system for approval and payment. 7/31/2017: Reimbursement approved. **12/7/17: Received the Federal portion \$6071.00; waiting on the State portion.**

Grantor: **2017 Sempra Energy/Alpine Fire Foundation** Amount: \$500
Purpose: **Open House 2017** Date Submitted: 9/15/2017
Performance Period: 10/4/2017
Grant provides funds for AFD Open House (*Finance Officer Caccavo*) 11/29/2017: Receipts from Open House to be provided to Finance Officer. 8/2018: Finance Officer to meet with new Local Treasurer Hiebing. **1/4/19: Local Treasurer and Finance Officer to wrap this up and close out.**

GRANT UPDATE

GRANTS SUBMITTED


Grantor: **FY17 FEMA Cal OES Hazard Mit. Grant** Amount: \$180,000
Purpose: **Alpine Creek Fuels Reduction** Date Submitted: 7/1/2018

Grantor: **FY18 SHGP** Amount: \$13,261
Purpose: **Turnout (PPE) Cache** Date Submitted: 1/18/2018
Performance Period: 9/1/17 - 5/31/2020 Awarded:
Grant provides funds to build turnout cache. (*Finance Officer Caccavo, Captain Boggeln*) **12/13/18: Email county to determine status of application.**

Grantor: **FY19 SHGP**  Amount: \$13,228
Purpose: **4 VHF Radios / 12 Web Gear Packs** Date Submitted: 12/13/2018
Performance Period: 12/15/2019 - 7/31/2021 Awarded:
Grant provides funds purchasa four (4) VHF Radios with accessories and twelve (12) Web Gear Packs. (*Finance Officer Caccavo, Captain Boggeln*) **12/13/18: Emailed application electronically to Raluca Pimenta and hard copy in the mail.**

GRANTS CLOSED - AWAITING CLOSE OUT CONFIRMATION

Grantor: **FY15 Assistance to Firefighters (AFG)** Amount: \$129,106
Purpose: **SCBA's and RIT packs** Date Submitted: 1/13/2016
Performance Period: April-September 2016
Grant would provide funds to replace 14 SCBA's and 2 RIT packs. District portion \$6,147; Federal portion \$122,959. (*Finance Officer Moore, Captains Boggeln, Dotson*) Awarded 8/26/2016. 11/3/2016: GPO contract will be approved 11/15/16 with Board approval to purchase. Goods purchased. 12/2016: goods received. 1/25/2017: 1st Q report submitted. Reimbursement requested and received. 2/2017: Received approval to use balance of funds on any allowable expense. 2/24/2017: Excess funds used for investigative lighting and face-pieces. Reimbursement received from AFG. 7/31/2017: Quarterly report submitted.
Final Closeout is due 11/19/2017 and will be submitted when closeout report available on AFG website; a/o 11/14/2018 no report on website.

Grantor: **FY16 SHGP**  Amount: \$13,176
Purpose: **Turnout (PPE) Cache** Date Submitted: 12/1/2016
Performance Period: Dec 2016 (FY16/17)
Grant provides funds to build turnout cache. (*Finance Officer Moore, Captain Boggeln*) 12/1/2016: Waiting for State of California to approve funding and release award. 4/28/2017: Award released, OK to purchase. 10/2017: Two sets of Lion turnouts on order. 2/16/2018: 2 sets received; 4 sets ordered. Cash Request #1 sent. 4/10/2018: Received the remaining 4 sets. 6/8/18: Cash request #2 submitted. 12/19/18: Waiting for payment to close out. **12/27/2018: Recieved payment for Cash Request #2; County advised Cash Request #1 payment is in line for payment.**

Grantor: **CA Fire Foundation**  Amount: \$7,277.72
Purpose: **Prevention & Preparedness due to Climate Change** Date Submitted: 6/11/2018
Performance Period: 7/16/18 - 12/15/18
To purchase Fire Prevention materials for school visits and new resident Welcome Kits. (*Finance Office Caccavo, Fire Marshal McBroom*) 8/14/18: Begin purchasing items for kits & school visits. **12/13/2018: Submitted Final Report; close out letter anticipated first week of January 2019.**