



## AGENDA

### ALPINE FIRE PROTECTION DISTRICT BOARD OF DIRECTORS REGULAR MEETING

FIRE STATION 17 (MEETING ROOM) 1364 TAVERN RD, ALPINE

**TUESDAY, MAY 19, 2020 - 5:00 P.M.**

## **THIS BOARD OF DIRECTORS MEETING WILL BE CONDUCTED VIA TELECONFERENCE**

Pursuant to Governor Newsom's Executive Orders N-25-30, issued on March 12, 2020 and N-33-20 issued on March 19, 2020: members of the Alpine Fire Protection District Board of Directors and staff may participate in this meeting via teleconference. In the interest of reducing the spread of COVID 19, members of the public are encouraged, but not required, to submit comments via email.

Public Comment: to submit a comment in writing, please email [Admin@AlpineFire.org](mailto:Admin@AlpineFire.org) and write "Public Comment" in the subject line. In the body of the email, include the item number and/or title of the item as well as your comments. If you would like the comment to be read aloud at the meeting (not to exceed five minutes), please write "Read Out Loud at Meeting" at the top of the email. All comments received by 3:00 pm will be emailed to the Board of Directors and included as "Supplemental Information" on the District's website prior to the meeting. Any comments received after 3:00 pm will be added to the record and shared with the members of the Board at the meeting.

Agendas: Agenda packets are available for public inspection 72 hours prior to scheduled meetings; please email [Admin@AlpineFire.org](mailto:Admin@AlpineFire.org) to request an electronic copy.

Packet documents are also posted online on our website: [www.AlpineFire.org](http://www.AlpineFire.org).



# AGENDA

## ALPINE FIRE PROTECTION DISTRICT BOARD OF DIRECTORS REGULAR MEETING

FIRE STATION 17 (MEETING ROOM) 1364 TAVERN RD, ALPINE

**TUESDAY, MAY 19, 2020 - 5:00 P.M.**

All exhibits described here are available for public inspection at the time and date as listed above or prior to such meeting when reports are ready in the fire station. Persons with a disability requesting disability-related modifications or accommodations, including auxiliary aids or services in order to participate in the public meeting may do so by contacting the Clerk of the Board at (619) 445-2635 during regular office hours. Notification 24 hours prior to the meeting will enable the District to make reasonable arrangements to assure accessibility to the meeting.

### 1) ATTENDANCE AT THE REGULAR MEETING

Board Members arriving after the meeting begins will be noted **PRESENT** at the point in which they arrive. Board Members leaving the meeting will be noted **ABSENT** at the point that they leave and **PRESENT** at the point they reenter the meeting.

### 2) APPROVAL OF AGENDA

### 3) APPROVAL OF MINUTES

1. Approval of the Minutes of Regular Meeting April 21, 2020 (pgs. 4-6)

### 4) PUBLIC HEARING ON AGENDA ITEMS

The public may comment on any matter on the agenda at this time or may request of the Board that public comment be heard immediately prior to the Board taking action on a particular item. If there are no requests for further public comment on a particular matter, then this portion of the agenda shall conclude public comment on all agenda items.

### 5) DISCUSSION – POSSIBLE ACTION ITEMS

1. **Resolution 19/20-11 Annual Occupancy Inspection Report.** Discussion/Action.  
To acknowledge receipt of the annual occupancy report as required by the California Health and Safety Code Section 13146.4. Staff Report (pg. 7) Resolution (pgs. 8-9)
2. **Director Willis Request for Resolution to State of California.** Discussion/Action.  
Director Willis requests that the Alpine Fire Protection District Board of Directors adopt a resolution urging the Governor of California to open the economy for all industry by June 15, 2020.

### 6) CONSENT CALENDAR

1. Financial Report – April 2020 (pgs. 10-33)
2. Employee Reimbursement Report – April 2020 (pg. 34)
3. Investment Portfolio as of April 30, 2020 (pg. 35)
4. Quarterly Investment Report (pgs. 36-53)

### 7) REPORTS – Information Only

1. Fire Chief (pgs. 54-55)

## AGENDA

2. Fire Marshal – April 2020 (pg. 56)
3. Local 2638
4. Board or Staff Committee Reports (HCFA, HTFA, FAIRA, PASIS, et. al)
5. Fire Statistics by Incident Type for prior month – April 2020 (pg. 57)
6. Grant Update (pgs. 58-60)

### 8) PUBLIC DISCUSSION

In accordance with state law, an item not on the agenda may be brought forth by the general public for discussion. No action or discussion shall be undertaken, except that members of the board may briefly respond to statements or questions posed by the general public. In addition, on their own initiative or in response to questions posed by the public, the board members may ask a question for clarification; provide a reference to staff or other resources for factual information or request staff to report back to the board at a subsequent meeting concerning any matter. Furthermore, a member of the Board may take action to direct staff to place a matter of business on a future agenda.

### 9) DIRECTOR'S REPORTS

Items or reports from Board Members not printed on the Agenda may not be discussed by the Board, but if appropriate, will be placed on a future Agenda.

### 10) CLOSED SESSION

- a) **California Government Code §54957.6**  
**CONFERENCE WITH NEGOTIATORS**  
Negotiators: Mann, Taylor  
Title: Finance Officer Caccavo
  
- b) **California Government Code §54957.6**  
**CONFERENCE WITH LABOR NEGOTIATORS**  
Negotiators: Mann, Taylor  
Title: Local 2638

### 11) ADJOURNMENT

#### ***NOTIFICATION OF NEXT MEETINGS***

**Next regular meeting will be held:**


June 16, 2020 at 5:00 p.m.  
Alpine Fire Station 17, (Meeting Room)  
1364 Tavern Road, Alpine, CA 91901

---

#### **Certification of Posting**

I certify that on May 14, 2020, I posted a copy of the foregoing agenda near the regular meeting place of the Board of Directors of Alpine Fire Protection District, said time being at least 72 hours in advance of the regular meeting of the Board of Directors. (Govt. Code Section 54954.2)

Executed at Alpine, California, on May 14, 2020.



Hannah Hughes, Clerk of the Board



# MINUTES

## ALPINE FIRE PROTECTION DISTRICT BOARD OF DIRECTORS REGULAR MEETING

FIRE STATION 17 (MEETING ROOM) 1364 TAVERN RD, ALPINE

**TUESDAY, APRIL 21, 2020 - 5:00 P.M.**

All exhibits described here are available for public inspection at the time and date as listed above or prior to such meeting when reports are ready in the fire station. Persons with a disability requesting disability-related modifications or accommodations, including auxiliary aids or services in order to participate in the public meeting may do so by contacting the Clerk of the Board at (619) 445-2635 during regular office hours. Notification 24 hours prior to the meeting will enable the District to make reasonable arrangements to assure accessibility to the meeting.

### 1) ATTENDANCE AT THE REGULAR MEETING

Board Members arriving after the meeting begins will be noted PRESENT at the point in which they arrive. Board Members leaving the meeting will be noted ABSENT at the point that they leave and PRESENT at the point they reenter the meeting.

The meeting was called to order via teleconference at 5:00pm by Director Easterling in accordance with the Governor's Executive Order N-25-20 issued on 3/12/2020. Roll call by Finance Officer Alicea Caccavo (filling in for Clerk of the Board). Directors in attendance telephonically: Easterling, Mann, Price, Taylor, and Willis. Also, present in person Fire Chief Brian Boggeln, Legal Counsel Steve Fitch and Finance Officer Alicea Caccavo.

### 2) APPROVAL OF AGENDA

Motion to approve the agenda as submitted

(M/Price 2<sup>nd</sup>/Mann Approved 5-0)

Telephonic Roll Call Vote: Aye (5); Easterling, Mann, Price, Taylor, Willis; Nay (0);

Abstaining (0); Absent (0)

### 3) APPROVAL OF MINUTES

1. Approval of the Minutes of Regular Meeting March 17, 2020 (pgs. 3-6)

Motion to approve the minutes as submitted.

(M/Willis 2<sup>nd</sup>/Taylor Approved 5-0)

Telephonic Roll Call Vote: Aye (5); Easterling, Mann, Price, Taylor, Willis; Nay (0);

Abstaining (0); Absent (0)

### 4) CORRESPONDENCE

1. Thank you from Jim & Carol Hanley

2. Thank you from Barrett Faber

Fire Chief Boggeln acknowledged the donation by the Hanley's and the thank you from Barrett Faber for the Engine participating in his birthday parade.

# MINUTES

## 5) PUBLIC HEARING ON AGENDA ITEMS

The public may comment on any matter on the agenda at this time or may request of the Board that public comment be heard immediately prior to the Board taking action on a particular item. If there are no requests for further public comment on a particular matter then this portion of the agenda shall conclude public comment on all agenda items.

**Read. No public present.**

## 6) CONSENT CALENDAR

1. Financial Report – March 2020 (pgs. 9-33)
2. Employee Reimbursement Report – March 2020 (pg. 34)
3. Investment Portfolio as of March 31, 2020 (pg. 35)

**Motion to approve the consent calendar as presented.**

**(M/Price 2<sup>nd</sup>/Mann Approve 5-0)**

**Telephonic Roll Call Vote: Aye (5); Easterling, Mann, Price, Taylor, Willis; Nay (0); Abstaining (0); Absent (0)**

## 7) REPORTS – Information Only

1. Fire Chief (pgs. 36)

**Fire Chief Boggeln reported on the Covid-19 impact to the District and discussed upcoming changes to the Mercy Medical contract.**

2. Fire Marshal – March 2020 (pg. 37)

**Report acknowledged. Not present.**

3. Local 2638

**No report.**

4. Board or Staff Committee Reports (HCFA, HTFA, FAIRA, PASIS, et. al)

**Director Mann reported on the 4/9/2020 meeting of the Heartland Fire Training Facility. FY 20/21 Budget was approved and Chair and Vice Chair to remain the same.**

5. Fire Statistics by Incident Type for prior month – March 2020

**Directors to be emailed report and report will be included in next month's packet.**

6. Grant Update (pgs. 39-41)

**No new updates.**

## 8) PUBLIC DISCUSSION

In accordance with state law, an item not on the agenda may be brought forth by the general public for discussion. No action or discussion shall be undertaken, except that members of the board may briefly respond to statements or questions posed by the general public. In addition, on their own initiative or in response to questions posed by the public, the board members may ask a question for clarification; provide a reference to staff or other resources for factual information or request staff to report back to the board at a subsequent meeting concerning any matter. Furthermore, a member of the Board may take action to direct staff to place a matter of business on a future agenda.

## 9) DIRECTOR'S REPORTS

Items or reports from Board Members not printed on the Agenda may not be discussed by the Board, but if appropriate, will be placed on a future Agenda.

**Easterling: No report.**

**Mann: No report.**

**Price: No report.**

# MINUTES

Taylor: No report.  
Willis: No report.

- 5:20pm adjourned to Closed Session

## 10) CLOSED SESSION

- a) **California Government Code §54957.6**  
**CONFERENCE WITH NEGOTIATORS**  
Negotiators: Mann, Taylor  
Title: Finance Officer Caccavo
- b) **California Government Code §54957.6**  
**CONFERENCE WITH LABOR NEGOTIATORS**  
Negotiators: Mann, Taylor  
Title: Local 2638

- 5:39 pm reconvened to Open Session  
Direction given, no action taken.

## 11) ADJOURNMENT

Motion to adjourn at 5:41 pm  
(M/Willis 2<sup>nd</sup>/Mann Approved 5-0)  
Telephonic Roll Call Vote: Aye (5); Easterling, Mann, Price, Taylor, Willis; Nay (0);  
Abstaining (0); Absent (0)

## NOTIFICATION OF NEXT MEETINGS

Next regular meeting will be held:  
May 19, 201 at 5:00 p.m.  
Alpine Fire Station 17, (Meeting Room)  
1364 Tavern Road, Alpine, CA 91901

**Minutes Approved:**

---

Board Secretary

---

Date

---

## **ALPINE FIRE PROTECTION DISTRICT - STAFF REPORT**

---

Agenda Item: **5.1**  
Meeting Date: May 19, 2020  
Submitted by: Jason McBroom, Fire Marshal  
Subject: Annual Occupancy Inspection Update – SB1205



### **SUBJECT SUMMARY:**

In 2018, the State of California passed SB1205 which mandated that the Board of Directors receive and acknowledge an annual report on the following types of occupancies:

1. Educational Group “E” Occupancies
  - a. Public and private schools used by more than six (6) persons at any one time for educational purposes through grade twelve (12).
2. Residential Group “R” Occupancies
  - a. Hotels, motels and apartments with three (3) or more units.
  - b. Residential care facilities

Upon receiving the annual report, the Board of Directors is required to adopt a Resolution acknowledging the percentage of inspections completed. If the percentage of completed inspections is less than 100%, additional funding should be allocated for the next fiscal year to ensure that all inspections will be completed.

**In FY 19/20, 100% of the mandated inspections were completed.**

Fiscal Year 19/20 Inspection Report:

1. Group “E” Occupancies
  - a. There are fourteen (14) Group “E” occupancies in the Alpine Fire Protection District and all 14 were inspected during the fiscal year.
2. Group “R” Occupancies
  - a. There are thirty-seven (37) Group “R” occupancies in the Alpine Fire Protection District and all thirty-seven (37) were inspected.

### **PREVIOUS BOARD ACTION:**

None

### **RECOMMENDATION:**

Staff recommends that the Board of Directors acknowledge receipt of the Annual Occupancy Inspection report and adopt Resolution 19/20 - 11.

### **ATTACHMENTS:**

Resolution #19/20 - 11





## RESOLUTION # 19/20-11

### A RESOLUTION OF THE BOARD OF DIRECTORS OF THE ALPINE FIRE PROTECTION DISTRICT ACKNOWLEDGING RECEIPT OF REQUIRED ANNUAL OCCUPANCY INSPECTION REPORT IN ACCORDANCE WITH THE CALIFORNIA HEALTH AND SAFETY CODE

**WHEREAS**, effective September 27, 2018, Section 13146.4 was added to the California Health & Safety Code; and,

**WHEREAS**, California Health & Safety Code Sections 13146.2 and 13146.3 requires all fire departments, including the Alpine Fire Protection District, that provide fire protection services to perform annual inspections in every building used as a public or private school, hotel, motel, lodging house, apartment house, and certain residential care facilities for compliance with building standards, as provided and,

**WHEREAS**, California Health & Safety Code Section 13146.4 requires all fire departments, including the Alpine Fire Protection District, that provide fire protection services to report annually to its administering authority on its compliance with Sections 13146.2 and 13146.3 and,

**WHEREAS**, the Alpine Fire Protection District of the community of Alpine of San Diego County intends this Resolution to fulfill the requirements of the California Health & Safety Code regarding acknowledgment of the Alpine Fire Protection Districts compliance with California Health and Sections 13146.2 and 13146.3.

#### **NOW, THEREFORE, BE IT RESOLVED THAT BY THE:**

Board of Directors of the Alpine Fire Protection District, a public agency in the County of San Diego, that Alpine Fire Protection District expressly acknowledges the measure of compliance of the Alpine Fire Protection District with California Health & Safety Code Sections 13146.2 and 13146.3 in the area encompassed by the community of Alpine of County of San Diego, as follows:

#### **A. EDUCATIONAL GROUP E OCCUPANCIES:**

Educational Group E occupancies are generally those public and private schools, used by more than six persons at any one time for educational purposes through grade twelve (12). Within the community of Alpine of the County of San Diego, there lie fourteen (14) Group E occupancies, buildings, structures and/or facilities.

During fiscal year 2019, the Alpine Fire Protection District completed the annual inspection of fourteen (14) group E occupancies, buildings, structures and/or facilities.

This is a compliance rate of 100% for this reporting period.

#### **B. RESIDENTIAL GROUP R OCCUPANCIES:**



Residential Group R occupancies, for the purposes of this resolution, are generally those occupancies containing sleeping units, and include hotels, motels, apartments (three units or more), etc. as well as other residential occupancies (including a number of residential care facilities). These residential care facilities have a number of different sub-classifications, and they may contain residents or clients that have a range of needs, including those related to custodial care, mobility impairments, cognitive disabilities, etc. The residents may also be non-ambulatory or bedridden. Within the community of Alpine of the County of San Diego, there lie thirty-seven (37) Group R (and their associated sub-categories) occupancies of this nature.

During fiscal year 2019, the Alpine Fire Protection District completed the annual inspection of thirty-seven (37) Group R occupancies, buildings, structures and/or facilities.

This is a compliance rate of 100 % for this reporting period.

**PASSED AND ADOPTED** by the Board of Directors of the Alpine Fire Protection District, County of San Diego, State of California, on the 19<sup>th</sup> day of May 2020 by the following vote:

**AYES:** (0)  
**NOES:** (0)  
**ABSTAIN:** (0)  
**ABSENT:** (0)

\_\_\_\_\_  
Jim Easterling  
President of the Board

\_\_\_\_\_  
Patrick Price  
Board Secretary

I, Hannah Hughes, Clerk of the Board of the Alpine Fire Protection District, do hereby certify that the foregoing Resolution 19/20-11 was duly passed, approved, and adopted by the Board at a regularly scheduled meeting of the Alpine Fire Protection District Board held on the 19<sup>th</sup> day of May 2020.

Executed this \_\_\_\_\_  
(Date of Execution)

\_\_\_\_\_  
Hannah Hughes  
Clerk of the Board  
Alpine Fire Protection District

**ALPINE FIRE PROTECTION DISTRICT**  
**Balance Sheet**  
 As of April 30, 2020

Apr 30, 20

**ASSETS**

**Current Assets**

**Checking/Savings**

**1000 · COUNTY OF SAN DIEGO**

**1000.01 · Gen. 310100-47500**

Committed for Vac-Sick Liabilit 53,529.41  
 Committed for Capital Accrual 133,166.26

1000.01 · Gen. 310100-47500 - Other 2,478,613.25

**Total 1000.01 · Gen. 310100-47500 2,665,308.92**

**1000.02 · Mitig.310135-47505**

Committed for Capital accrual 10,523.38

1000.02 · Mitig.310135-47505 - Other 66,766.53

**Total 1000.02 · Mitig.310135-47505 77,289.91**

**Total 1000 · COUNTY OF SAN DIEGO 2,742,598.83**

**1001 · OTHER A/C'S**

1001.01 · CB&T-Checking 29,976.36

1001.04 · CB&T-(Workers Comp) 24,154.70

**1101.06 · CB&T Money Plus**

General 87,049.66

Assigned Capital Veh Rep Fund 25,892.96

Assigned Building Accrual Fund 37,413.36

Assigned Equipment Accrual Fund 145,156.25

**Total 1101.06 · CB&T Money Plus 295,512.23**

1101.09 · CB&T Savings (Grant) 500.50

**Total 1001 · OTHER A/C'S 350,143.79**

**Total Checking/Savings 3,092,742.62**

**Accounts Receivable**

1003 · \*Accounts Receivable 15,148.94

**Total Accounts Receivable 15,148.94**

**Other Current Assets**

**1002 · OTHER CURRENT ASSETS**

**1002.1 · LAIF 17-37-006**

General 25,575.08

Assigned Building Accrual Fund 27,103.24

Assigned Vehicle Replacement 37,500.00

Committed SRPL Funds 18,831.57

Committed Building Accrual Fund 26,723.79

Committed Equipment Replacement 16,303.25

Committed OPEB Liability 38,000.00

Committed Radio Replacement 28,000.00

Committed Vehicle Replacement 228,366.41

Committed Vacation Sick 13,484.26

**Total 1002.1 · LAIF 17-37-006 459,887.60**

1002.2 · PASIS-Risk Pool Deposit 503,061.08

1002.6 · Petty Cash 100.00

**ALPINE FIRE PROTECTION DISTRICT**  
**Balance Sheet**  
As of April 30, 2020

	<u>Apr 30, 20</u>
1002.65 · Change Account	100.00
1002.10 · Multi-Bank Securities	
Securities	<u>202,174.33</u>
Total 1002.10 · Multi-Bank Securities	202,174.33
1002.13 · P1R-354391 - Comerica AFD fund	
Securities	1,656,407.05
Money Market	<u>267,890.34</u>
Total 1002.13 · P1R-354391 - Comerica AFD fund	1,924,297.39
1002.14 · P1R-114381 - Comerica SRPL fund	
Securities	285,318.74
Money Market	<u>12,988.99</u>
Total 1002.14 · P1R-114381 - Comerica SRPL fund	<u>298,307.73</u>
Total 1002 · OTHER CURRENT ASSETS	<u>3,387,928.13</u>
Total Other Current Assets	<u>3,387,928.13</u>
Total Current Assets	6,495,819.69
<b>TOTAL ASSETS</b>	<b><u>6,495,819.69</u></b>
<b>LIABILITIES &amp; EQUITY</b>	
<b>Liabilities</b>	
<b>Current Liabilities</b>	
<b>Accounts Payable</b>	
2000 · Accounts Payable	<u>27,601.80</u>
Total Accounts Payable	27,601.80
<b>Credit Cards</b>	
2002 · CREDIT CARDS	
CalCard (Alicea Caccavo -6962)	112.98
CalCard (Brian Boggeln -1835)	3,413.93
2002 · CREDIT CARDS - Other	<u>-339.92</u>
Total 2002 · CREDIT CARDS	<u>3,186.99</u>
Total Credit Cards	3,186.99
<b>Other Current Liabilities</b>	
1800 · Market value of portfolio	81,950.64
2001 · ACCRUED LIABILITIES	
2001.02 · Accrued Vacation	<u>185,810.00</u>
Total 2001 · ACCRUED LIABILITIES	185,810.00
2003 · OTHER LIABILITIES	
2003.12 · SRPL Mitigation Funds	<u>293,819.08</u>
Total 2003 · OTHER LIABILITIES	293,819.08
2100 · PAYROLL LIABILITIES	
2100.01 · Federal Income Tax	-15.00
2100.02 · State Income Tax	-0.07
2100.03 · MediCare Tax	-24.30
2100.04 · CalPERS Retirement - Company	82,435.45
2100.21 · CalPERS Retirement - Employee	1,421.48
2100.05 · 457b Deferred Comp	500.00
2100.07 · Long Term Disability	38.62

**ALPINE FIRE PROTECTION DISTRICT**  
**Balance Sheet**  
As of April 30, 2020

	<u>Apr 30, 20</u>
2100.17 · Supplemental Life Insurance	-21.80
2100.22 · Health Benefits {ER}	-845.48
2100.23 · Reportable Health Coverage {EE}	699.81
<b>Total 2100 · PAYROLL LIABILITIES</b>	<u>84,188.71</u>
<b>Total Other Current Liabilities</b>	<u>645,768.43</u>
<b>Total Current Liabilities</b>	676,557.22
<b>Long Term Liabilities</b>	
<b>2500 · LONG TERM LIABILITIES</b>	
2500.11 · ACCRUED CLAIMS LIABILITY	276,220.00
2500.01 · Compensated Absences	-92,904.90
<b>Total 2500 · LONG TERM LIABILITIES</b>	<u>183,315.10</u>
<b>Total Long Term Liabilities</b>	<u>183,315.10</u>
<b>Total Liabilities</b>	859,872.32
<b>Equity</b>	
1110 · Retained Earnings	3,906,386.26
<b>3002 · UNRESERVED and UNDESIGNATED</b>	
3002.01 · General Fund Balance	1,553,545.88
3002.02 · Mitigation Fee Fund	2,703.00
<b>Total 3002 · UNRESERVED and UNDESIGNATED</b>	<u>1,556,248.88</u>
<b>Net Income</b>	<u>173,312.23</u>
<b>Total Equity</b>	<u>5,635,947.37</u>
<b>TOTAL LIABILITIES &amp; EQUITY</b>	<u><u>6,495,819.69</u></u>

ALPINE FIRE PROTECTION DISTRICT  
Profit & Loss Budget vs. Actual  
July 2019 through April 2020

	<u>Jul '19 - Apr 20</u>	<u>Budget</u>	<u>\$ Over Budget</u>	<u>% of Budget</u>
<b>Income</b>				
<b>4000 · COUNTY OF S.D.</b>				
4000.01 · 1% Property Tax	3,303,349.03	3,319,957.00	-16,607.97	99.5%
4000.02 · Interest-General Fund	24,012.37	14,000.00	10,012.37	171.52%
4000.03 · Mitigation Fees	36,338.16	45,000.00	-8,661.84	80.75%
4000.04 · Interest-Mitigation Fund	5,514.99	1,000.00	4,514.99	551.5%
4000.05 · Benefit Fee-Alpine	473,022.82	495,982.00	-22,959.18	95.37%
4000.06 · 1% Refunds	-15,304.66	-22,700.00	7,395.34	67.42%
<b>Total 4000 · COUNTY OF S.D.</b>	<b>3,826,932.71</b>	<b>3,853,239.00</b>	<b>-26,306.29</b>	<b>99.32%</b>
<b>4002 · INTEREST INCOME</b>				
.1 · California Bank & Trust	160.95	100.00	60.95	160.95%
.2 · PASIS	5,831.15	6,000.00	-168.85	97.19%
.3 · Investments	44,973.74	40,583.00	4,390.74	110.82%
.4 · LAIF	8,210.71	7,000.00	1,210.71	117.3%
.6 · SRPL	318.14			
<b>Total 4002 · INTEREST INCOME</b>	<b>59,494.69</b>	<b>53,683.00</b>	<b>5,811.69</b>	<b>110.83%</b>
<b>4005 · OTHER INCOME</b>				
.01 · Plan Check	12,271.00	11,000.00	1,271.00	111.56%
.02 · First Responder	13,868.24	14,000.00	-131.76	99.06%
.04 · Other	20,394.42	45,000.00	-24,605.58	45.32%
.08 · Ambulance Sub-Lease(Restricted)	31,333.69	37,880.00	-6,546.31	82.72%
.09 · ALS Agreement (Restricted)	87,093.75	116,125.00	-29,031.25	75.0%
.11 · Vehicle Reimbursements	20,823.96	32,000.00	-11,176.04	65.08%
.12 · SRPL - Mitigation Funds	0.00	27,132.00	-27,132.00	0.0%
<b>Total 4005 · OTHER INCOME</b>	<b>185,785.06</b>	<b>283,137.00</b>	<b>-97,351.94</b>	<b>65.62%</b>
<b>4006 · GRANT INCOME</b>				
<b>4006.02 · FEMA</b>				
FMAG	-19,498.63			
<b>Total 4006.02 · FEMA</b>	<b>-19,498.63</b>			
4006.03 · SD Regional Fire & Emergency	9,000.00	9,000.00	0.00	100.0%
<b>4006.04 · CountySD</b>				
SHGP 2017	-0.05	0.00	-0.05	100.0%
SHGP 2018	0.00	13,261.00	-13,261.00	0.0%
UASI 2018	2,612.00	2,612.00	0.00	100.0%
<b>Total 4006.04 · CountySD</b>	<b>2,611.95</b>	<b>15,873.00</b>	<b>-13,261.05</b>	<b>16.46%</b>
4006.14 · Alpine Fire Foundation	9,740.19	10,000.00	-259.81	97.4%
<b>Total 4006 · GRANT INCOME</b>	<b>1,853.51</b>	<b>34,873.00</b>	<b>-33,019.49</b>	<b>5.32%</b>
<b>Total Income</b>	<b>4,074,065.97</b>	<b>4,224,932.00</b>	<b>-150,866.03</b>	<b>96.43%</b>
<b>Expense</b>				
66900 · Reconciliation Discrepancies	-21.88			
<b>5003 · GRANT EXPENSES</b>				
5003.03 · SD Regional Fire & Emergency	11,337.79	9,000.00	2,337.79	125.98%
<b>5003.04 · CountySD</b>				
SHGP 2018	13,932.83	13,261.00	671.83	105.07%
UASI 2018	1,066.40	2,612.00	-1,545.60	40.83%
<b>Total 5003.04 · CountySD</b>	<b>14,999.23</b>	<b>15,873.00</b>	<b>-873.77</b>	<b>94.5%</b>
5003.11 · Sempra Engery - CERT	39.99			
<b>5003.14 · Alpine Fire Foundation</b>				
Open House/ Raffle Proceeds	367.64			
Other Awards	8,943.30	10,000.00	-1,056.70	89.43%

**ALPINE FIRE PROTECTION DISTRICT**  
**Profit & Loss Budget vs. Actual**  
July 2019 through April 2020

	<u>Jul '19 - Apr 20</u>	<u>Budget</u>	<u>\$ Over Budget</u>	<u>% of Budget</u>
SEMPRA - CERT	54.94			
Total 5003.14 · Alpine Fire Foundation	9,365.88	10,000.00	-634.12	93.66%
Total 5003 · GRANT EXPENSES	35,742.89	34,873.00	869.89	102.49%
5000 · SALARIES				
5000.01 · Payroll	1,295,406.73	1,577,564.00	-282,157.27	82.11%
5000.02 · OVERTIME				
Admin Leave Cover - C-9	2,162.16			
Educational Cover	1,231.68			
Critical Weather	9,910.26	23,492.00	-13,581.74	42.19%
FLSA	23,594.84	28,566.00	-4,971.16	82.6%
Sick Coverage	31,833.96	61,079.00	-29,245.04	52.12%
Strike Team	18,316.85	2,820.00	15,496.85	649.53%
Training	5,475.62	23,424.00	-17,948.38	23.38%
Unclassified-Meetings, etc	5,620.08	9,397.00	-3,776.92	59.81%
Vacation-Holiday Coverage	125,394.60	180,981.00	-55,586.40	69.29%
Worker's Comp Coverage	3,508.20	7,048.00	-3,539.80	49.78%
Total 5000.02 · OVERTIME	227,048.25	336,807.00	-109,758.75	67.41%
Total 5000 · SALARIES	1,522,454.98	1,914,371.00	-391,916.02	79.53%
5002 · EMPLOYEE BENEFITS				
5002.01 · Educational Incentive	71,768.08	123,463.00	-51,694.92	58.13%
5002.02 · Vacation/Sick Leave Expense	83,795.03	203,336.00	-119,540.97	41.21%
5002.03 · Medicare / Employer Exp	25,262.32	37,480.00	-12,217.68	67.4%
5002.04 · Retirement - Pers	479,480.52	341,672.00	137,808.52	140.33%
5002.4a · Retirement UAL Payments	373,383.00	373,383.00	0.00	100.0%
5002.4c · Retirement audit adjustments	500.00			
5002.05 · Group Medical Ins	244,637.57	343,582.00	-98,944.43	71.2%
5002.06 · Life Insurance	3,646.27	5,704.00	-2,057.73	63.93%
5002.07 · LTD Insurance	4,539.79	5,307.00	-767.21	85.54%
5002.08 · Social Security(Employer)	1,576.72	2,803.00	-1,226.28	56.25%
5002.09 · Payroll Expenses	1,164.71	600.00	564.71	194.12%
5002.10 · Retirement 401 (a)	3,867.50	5,000.00	-1,132.50	77.35%
Total 5002 · EMPLOYEE BENEFITS	1,293,621.51	1,442,330.00	-148,708.49	89.69%
5006 · UNEMPLOYMENT	-436.10	4,000.00	-4,436.10	-10.9%
5007 · CLOTHING				
5007.01 · Uniforms				
Uniforms	819.06	7,890.00	-7,070.94	10.38%
Accessories	2,440.05	2,925.00	-484.95	83.42%
Total 5007.01 · Uniforms	3,259.11	10,815.00	-7,555.89	30.14%
5007.02 · Boots	923.04	2,520.00	-1,596.96	36.63%
5007.03 · Turn Outs/Helmets	936.26	17,375.00	-16,438.74	5.39%
5007.04 · Wildland gear	0.00	1,640.00	-1,640.00	0.0%
Total 5007 · CLOTHING	5,118.41	32,350.00	-27,231.59	15.82%
5008 · COMMUNICATION				
5008.01 · HCFA ,RCS - Internet	108,054.62	113,191.00	-5,136.38	95.46%
5008.02 · Mobile Communications	2,897.74	3,175.00	-277.26	91.27%
5008.03 · Mobile Data Terminals	2,105.76	3,151.00	-1,045.24	66.83%
5008.05 · Emergency Operations Center EOC	0.00	200.00	-200.00	0.0%
Total 5008 · COMMUNICATION	113,058.12	119,717.00	-6,658.88	94.44%
5009 · PASIS (Workers Comp)				
5009.01 · Administrative	88,431.76	93,519.00	-5,087.24	94.56%

**ALPINE FIRE PROTECTION DISTRICT**  
**Profit & Loss Budget vs. Actual**  
July 2019 through April 2020

	<u>Jul '19 - Apr 20</u>	<u>Budget</u>	<u>\$ Over Budget</u>	<u>% of Budget</u>
5009.02 · Claim Related	19,995.09	100,000.00	-80,004.91	20.0%
<b>Total 5009 · PASIS (Workers Comp)</b>	<b>108,426.85</b>	<b>193,519.00</b>	<b>-85,092.15</b>	<b>56.03%</b>
5010 · HOUSEHOLD	4,109.24	4,563.00	-453.76	90.06%
5011 · FAIRA	16,343.00	16,343.00	0.00	100.0%
<b>5012 · MAINTENANCE - EQUIPMENT</b>				
5012.01 · E17 KME (2015)	10,541.32	16,055.00	-5,513.68	65.66%
5012.02 · E217 KME (2002)	9,402.63	14,172.00	-4,769.37	66.35%
5012.03 · B217 International (2002)	12,014.62	5,995.00	6,019.62	200.41%
5012.04 · 4709 U17 Ford F-250 (2018)	619.11	200.00	419.11	309.56%
5012.05 · Rescue Tools	0.00	750.00	-750.00	0.0%
5012.06 · Hydrant	0.00	100.00	-100.00	0.0%
5012.07 · Generator	2,186.20	2,021.00	165.20	108.17%
5012.08 · SCBA - Compressor	256.16	1,852.00	-1,595.84	13.83%
5012.09 · Portable Extinguishers	68.02	170.00	-101.98	40.01%
5012.10 · Ladder Testing	501.20	400.00	101.20	125.3%
5012.11 · Misc.Equipment	439.09	800.00	-360.91	54.89%
5012.12 · Fuel	19,952.24	26,020.00	-6,067.76	76.68%
5012.13 · Foam (Class A/B)	948.20	1,000.00	-51.80	94.82%
5012.14 · Fire Hose/Hose Packs	1,213.57	4,000.00	-2,786.43	30.34%
5012.15 · Vehicle Maintenance Software	1,431.00	1,431.00	0.00	100.0%
5012.16 · Air Compressor - Station	645.54	820.00	-174.46	78.72%
5012.18 · 4706 Ford Ranger (2007)	166.14	2,100.00	-1,933.86	7.91%
5012.19 · SCBA's	505.37	775.00	-269.63	65.21%
5012.20 · 4705 Ford Expedition (2008)	355.71	1,250.00	-894.29	28.46%
5012.21 · 4701 Dodge Ram Truck 0966(2012)	2,794.49	3,950.00	-1,155.51	70.75%
5012.22 · 4702 Dodge Ram Truck 0965(2012)	10,060.83	6,400.00	3,660.83	157.2%
<b>Total 5012 · MAINTENANCE - EQUIPMENT</b>	<b>74,101.44</b>	<b>90,261.00</b>	<b>-16,159.56</b>	<b>82.1%</b>
<b>5013 · MAINTENANCE - RADIOS</b>				
5013.01 · Maintenance Contract	3,000.00	3,600.00	-600.00	83.33%
5013.02 · Other radio maintenance	0.00	2,000.00	-2,000.00	0.0%
<b>Total 5013 · MAINTENANCE - RADIOS</b>	<b>3,000.00</b>	<b>5,600.00</b>	<b>-2,600.00</b>	<b>53.57%</b>
<b>5014 · MAINTENANCE - STRUCTURES</b>				
<b>5014.01 · Station 17</b>				
Station Maintenance	4,225.52	12,620.00	-8,394.48	33.48%
Plymovent System	0.00	1,970.00	-1,970.00	0.0%
Gym Equipment	0.00	500.00	-500.00	0.0%
Grounds Maintenance	298.24	1,000.00	-701.76	29.82%
<b>Total 5014.01 · Station 17</b>	<b>4,523.76</b>	<b>16,090.00</b>	<b>-11,566.24</b>	<b>28.12%</b>
5014.02 · HVAC Maintenance	1,361.59	2,580.00	-1,218.41	52.78%
5014.03 · Apparatus Bay Doors & Gates	3,336.16	10,048.00	-6,711.84	33.2%
5014.04 · Alarm System	1,636.44	3,531.00	-1,894.56	46.35%
<b>Total 5014 · MAINTENANCE - STRUCTURES</b>	<b>10,857.95</b>	<b>32,249.00</b>	<b>-21,391.05</b>	<b>33.67%</b>
<b>5015 · MEDICAL SUPPLIES</b>				
5015.01 · Disposable Supplies	3,307.79	1,000.00	2,307.79	330.78%
5015.02 · Defib. supplies	105.06	500.00	-394.94	21.01%
5015.03 · Medic Engine Equipment	94.90	500.00	-405.10	18.98%
5015.04 · Defib.maintenance	50.00	50.00	0.00	100.0%
5015.05 · Multi Casualty Trailer	0.00	300.00	-300.00	0.0%
5015.07 · Narcotic Disposal	409.59	475.00	-65.41	86.23%
<b>Total 5015 · MEDICAL SUPPLIES</b>	<b>3,967.34</b>	<b>2,825.00</b>	<b>1,142.34</b>	<b>140.44%</b>



**ALPINE FIRE PROTECTION DISTRICT**  
**Profit & Loss Budget vs. Actual**  
July 2019 through April 2020

	<u>Jul '19 - Apr 20</u>	<u>Budget</u>	<u>\$ Over Budget</u>	<u>% of Budget</u>
<b>5016 · MEMBERSHIP</b>	4,256.56	4,368.00	-111.44	97.45%
<b>5018 · OFFICE EXPENSE</b>				
5018.01 · Expendable Supplies	1,482.96	1,750.00	-267.04	84.74%
5018.02 · Postage	638.19	800.00	-161.81	79.77%
5018.03 · Office Equip.& Maintenance	28,651.33	36,472.00	-7,820.67	78.56%
5018.04 · CrewSense/ WebStaff maintenance	990.00	1,200.00	-210.00	82.5%
<b>Total 5018 · OFFICE EXPENSE</b>	<u>31,762.48</u>	<u>40,222.00</u>	<u>-8,459.52</u>	<u>78.97%</u>
<b>5019 · PROFESSIONAL FEES</b>				
5019.01 · Legal Counsel	13,335.90	19,150.00	-5,814.10	69.64%
5019.02 · Auditor	10,200.00	10,450.00	-250.00	97.61%
<b>Total 5019 · PROFESSIONAL FEES</b>	<u>23,535.90</u>	<u>29,600.00</u>	<u>-6,064.10</u>	<u>79.51%</u>
<b>5023 · TRAINING</b>				
5023.01 · Training Incidentals	1,954.31	2,500.00	-545.69	78.17%
5023.03 · HTF	14,522.00	14,521.00	1.00	100.01%
5023.04 · Education	5,508.87	6,000.00	-491.13	91.82%
5023.05 · Workshops	750.00	3,250.00	-2,500.00	23.08%
<b>Total 5023 · TRAINING</b>	<u>22,735.18</u>	<u>26,271.00</u>	<u>-3,535.82</u>	<u>86.54%</u>
<b>5025 · WORKSHOPS-MANAGEMENT</b>				
5025.01 · Administrative	5,045.09	8,330.00	-3,284.91	60.57%
5025.02 · Chief Officers	5,581.20	12,900.00	-7,318.80	43.27%
5025.03 · Board Members	288.95	2,500.00	-2,211.05	11.56%
5025.04 · In House Training	4,994.75	7,160.00	-2,165.25	69.76%
5025.05 · Fire Prevention	2,017.58	1,000.00	1,017.58	201.76%
<b>Total 5025 · WORKSHOPS-MANAGEMENT</b>	<u>17,927.57</u>	<u>31,890.00</u>	<u>-13,962.43</u>	<u>56.22%</u>
<b>5028 · UTILITIES</b>				
5028.01 · SDG&E	28,294.28	37,126.00	-8,831.72	76.21%
5028.02 · Telephone	3,158.35	6,020.00	-2,861.65	52.46%
5028.03 · Water	6,869.67	7,329.00	-459.33	93.73%
5028.04 · Trash	1,057.79	1,205.00	-147.21	87.78%
5028.05 · Sewer	1,142.00	1,142.00	0.00	100.0%
<b>Total 5028 · UTILITIES</b>	<u>40,522.09</u>	<u>52,822.00</u>	<u>-12,299.91</u>	<u>76.71%</u>
<b>5030 · SPECIAL DISTRICT EXPENSE</b>				
5030.01 · District Operations	3,844.03	6,385.00	-2,540.97	60.2%
5030.02 · Publishing	425.10	660.00	-234.90	64.41%
5030.04 · County Admin.Fees	39,325.88	51,302.00	-11,976.12	76.66%
5030.05 · Rehab-Fire Ground Meals	-1,824.07	1,000.00	-2,824.07	-182.41%
5030.06 · FIT Tests/HepBC/Wellness	21,816.36	31,798.00	-9,981.64	68.61%
5030.08 · LAFCO Budget	2,347.87	2,348.00	-0.13	99.99%
5030.10 · Web Site	790.00	160.00	630.00	493.75%
5030.11 · Recruitment-New Hires	20.00	775.00	-755.00	2.58%
<b>Total 5030 · SPECIAL DISTRICT EXPENSE</b>	<u>66,745.17</u>	<u>94,428.00</u>	<u>-27,682.83</u>	<u>70.68%</u>
<b>5031 · DIRECTORS FEES</b>	5,800.00	7,000.00	-1,200.00	82.86%
<b>5032 · FIRE PREVENTION</b>				
5032.01 · Public Education	4,290.62	5,100.00	-809.38	84.13%
5032.02 · Supplies	1,792.24	2,935.00	-1,142.76	61.06%
5032.03 · Classes	350.00	4,440.00	-4,090.00	7.88%
5032.04 · Mapping	100.00	700.00	-600.00	14.29%
<b>Total 5032 · FIRE PREVENTION</b>	<u>6,532.86</u>	<u>13,175.00</u>	<u>-6,642.14</u>	<u>49.59%</u>
<b>5035 · UNCAPITALIZED EQUIPMENT</b>				
Communications	0.00	5,338.00	-5,338.00	0.0%

**ALPINE FIRE PROTECTION DISTRICT**  
**Profit & Loss Budget vs. Actual**  
 July 2019 through April 2020

	<u>Jul '19 - Apr 20</u>	<u>Budget</u>	<u>\$ Over Budget</u>	<u>% of Budget</u>
Engines	3,858.47	3,859.00	-0.53	99.99%
Facilities	5,165.06	6,000.00	-834.94	86.08%
Office	0.00	4,400.00	-4,400.00	0.0%
Operations	0.00	5,250.00	-5,250.00	0.0%
Vehicles	7,373.38	7,072.00	301.38	104.26%
<b>Total 5035 · UNCAPITALIZED EQUIPMENT</b>	<b>16,396.91</b>	<b>31,919.00</b>	<b>-15,522.09</b>	<b>51.37%</b>
<b>5037 · CAPITAL EXP. - EQUIPMENT</b>				
Command Vehicle	0.00	37,500.00	-37,500.00	0.0%
Engines	474,195.27	524,321.00	-50,125.73	90.44%
Operations	0.00	63,668.00	-63,668.00	0.0%
Station	0.00	23,005.00	-23,005.00	0.0%
<b>Total 5037 · CAPITAL EXP. - EQUIPMENT</b>	<b>474,195.27</b>	<b>648,494.00</b>	<b>-174,298.73</b>	<b>73.12%</b>
<b>5038 · CONTINGENCY FUND</b>	<b>0.00</b>	<b>120,695.00</b>	<b>-120,695.00</b>	<b>0.0%</b>
<b>5039 · EMERGENCY FUND</b>	<b>0.00</b>	<b>5,000.00</b>	<b>-5,000.00</b>	<b>0.0%</b>
<b>5050 · INTERFUND TRANSFERS</b>	<b>0.00</b>	<b>1,250,718.00</b>	<b>-1,250,718.00</b>	<b>0.0%</b>
<b>5040 · FUND ACCURAL ACCOUNTS</b>	<b>0.00</b>	<b>403,634.00</b>	<b>-403,634.00</b>	<b>0.0%</b>
<b>Total Expense</b>	<b>3,900,753.74</b>	<b>6,653,237.00</b>	<b>-2,752,483.26</b>	<b>58.63%</b>
<b>Net Income</b>	<b>173,312.23</b>	<b>-2,428,305.00</b>	<b>2,601,617.23</b>	<b>-7.14%</b>

ALPINE FIRE PROTECTION DISTRICT  
**Profit & Loss**

April 2020

Apr 20

Income

4000 · COUNTY OF S.D.

4000.01 · 1% Property Tax	1,303,338.41
4000.02 · Interest-General Fund	1,875.91
4000.03 · Mitigation Fees	25,562.92
4000.04 · Interest-Mitigation Fund	483.26
4000.05 · Benefit Fee-Alpine	184,517.53
4000.06 · 1% Refunds	-3,334.05

Total 4000 · COUNTY OF S.D. 1,512,443.98

4002 · INTEREST INCOME

.1 · California Bank & Trust	13.62
.3 · Investments	2,020.42
.4 · LAIF	2,325.12
.6 · SRPL	99.27

Total 4002 · INTEREST INCOME 4,458.43

4005 · OTHER INCOME

.01 · Plan Check	432.00
.08 · Ambulance Sub-Lease(Restricted)	3,273.67
.09 · ALS Agreement (Restricted)	29,031.25

Total 4005 · OTHER INCOME 32,736.92

Total Income 1,549,639.33

Expense

5003 · GRANT EXPENSES

5003.04 · CountySD	
SHGP 2018	5,291.82
Total 5003.04 · CountySD	<u>5,291.82</u>

Total 5003 · GRANT EXPENSES 5,291.82

5000 · SALARIES

5000.01 · Payroll	119,815.26
5000.02 · OVERTIME	
FLSA	2,394.06
Unclassified-Meetings, etc	1,112.73
Vacation-Holiday Coverage	12,185.36
Total 5000.02 · OVERTIME	<u>15,692.15</u>

Total 5000 · SALARIES 135,507.41

5002 · EMPLOYEE BENEFITS

5002.02 · Vacation/Sick Leave Expense	0.00
5002.03 · Medicare / Employer Exp	1,963.62
5002.04 · Retirement - Pers	21,677.35
5002.4c · Retirement audit adjustments	500.00
5002.05 · Group Medical Ins	24,025.17
5002.06 · Life Insurance	345.00
5002.07 · LTD Insurance	974.92
5002.08 · Social Security(Employer)	44.18
5002.09 · Payroll Expenses	0.00

**ALPINE FIRE PROTECTION DISTRICT**  
**Profit & Loss**

April 2020

	<u>Apr 20</u>
5002.10 · Retirement 401 (a)	272.50
<b>Total 5002 · EMPLOYEE BENEFITS</b>	<b>49,802.74</b>
<b>5007 · CLOTHING</b>	
5007.02 · Boots	628.13
<b>Total 5007 · CLOTHING</b>	<b>628.13</b>
<b>5008 · COMMUNICATION</b>	
5008.01 · HCFA ,RCS - Internet	15,638.60
5008.02 · Mobile Communications	443.90
5008.03 · Mobile Data Terminals	228.06
<b>Total 5008 · COMMUNICATION</b>	<b>16,310.56</b>
<b>5009 · PASIS (Workers Comp)</b>	
5009.02 · Claim Related	1,415.16
<b>Total 5009 · PASIS (Workers Comp)</b>	<b>1,415.16</b>
<b>5010 · HOUSEHOLD</b>	<b>351.17</b>
<b>5012 · MAINTENANCE - EQUIPMENT</b>	
5012.01 · E17 KME (2015)	188.84
5012.02 · E217 KME (2002)	5,202.90
5012.03 · B217 International (2002)	4,747.04
5012.12 · Fuel	569.02
<b>Total 5012 · MAINTENANCE - EQUIPMENT</b>	<b>10,707.80</b>
<b>5013 · MAINTENANCE - RADIOS</b>	
5013.01 · Maintenance Contract	300.00
<b>Total 5013 · MAINTENANCE - RADIOS</b>	<b>300.00</b>
<b>5014 · MAINTENANCE - STRUCTURES</b>	
5014.01 · Station 17	
Station Maintenance	873.79
<b>Total 5014.01 · Station 17</b>	<b>873.79</b>
5014.03 · Apparatus Bay Doors & Gates	175.00
5014.04 · Alarm System	126.25
<b>Total 5014 · MAINTENANCE - STRUCTURES</b>	<b>1,175.04</b>
<b>5015 · MEDICAL SUPPLIES</b>	
5015.01 · Disposable Supplies	579.14
<b>Total 5015 · MEDICAL SUPPLIES</b>	<b>579.14</b>
<b>5018 · OFFICE EXPENSE</b>	
5018.03 · Office Equip.& Maintenance	2,235.52
5018.04 · CrewSense/ WebStaff maintenance	99.00
<b>Total 5018 · OFFICE EXPENSE</b>	<b>2,334.52</b>
<b>5019 · PROFESSIONAL FEES</b>	
5019.01 · Legal Counsel	1,275.00
<b>Total 5019 · PROFESSIONAL FEES</b>	<b>1,275.00</b>
<b>5023 · TRAINING</b>	
5023.03 · HTF	2,178.00
<b>Total 5023 · TRAINING</b>	<b>2,178.00</b>
<b>5025 · WORKSHOPS-MANAGEMENT</b>	
5025.01 · Administrative	52.00

ALPINE FIRE PROTECTION DISTRICT  
Profit & Loss

April 2020

	<u>Apr 20</u>
5025.02 · Chief Officers	167.96
Total 5025 · WORKSHOPS-MANAGEMENT	<u>219.96</u>
5028 · UTILITIES	
5028.01 · SDG&E	2,333.57
5028.02 · Telephone	201.52
5028.03 · Water	697.76
5028.04 · Trash	97.43
Total 5028 · UTILITIES	<u>3,330.28</u>
5030 · SPECIAL DISTRICT EXPENSE	
5030.01 · District Operations	116.75
5030.04 · County Admin.Fees	31,967.42
5030.10 · Web Site	85.00
5030.16 · Reimbursable expenses	0.00
Total 5030 · SPECIAL DISTRICT EXPENSE	<u>32,169.17</u>
5031 · DIRECTORS FEES	500.00
5037 · CAPITAL EXP. - EQUIPMENT	
Engines	10,944.36
Total 5037 · CAPITAL EXP. - EQUIPMENT	<u>10,944.36</u>
Total Expense	<u>275,020.26</u>
Net Income	<u><u>1,274,619.07</u></u>

**ALPINE FIRE PROTECTION DISTRICT**  
**Current Month Expenses**  
 April 2020

	Date	Num	Name	Memo	Split	Amount
<b>5003 · GRANT EXPENSES</b>						
<b>5003.04 · CountySD</b>						
<b>SHGP 2018</b>						
	04/16/2020	148436	ALLSTAR FIRE EQUIPMENT INC.	MV: turnouts	2000 · Accounts Payable	2,645.91
	04/16/2020	148435	ALLSTAR FIRE EQUIPMENT INC.	JLav: turnouts	2000 · Accounts Payable	2,645.91
	Total SHGP 2018					5,291.82
	Total 5003.04 · CountySD					5,291.82
Total 5003 · GRANT EXPENSES						5,291.82
<b>5000 · SALARIES</b>						
Total 5000.01 · Payroll						119,815.26
<b>5000.02 · OVERTIME</b>						
Total FLSA						2,394.06
Total Unclassified-Meetings, etc						1,112.73
Total Vacation-Holiday Coverage						12,185.36
Total 5000.02 · OVERTIME						15,692.15
Total 5000 · SALARIES						135,507.41
<b>5002 · EMPLOYEE BENEFITS</b>						
Total 5002.02 · Vacation/Sick Leave Expense						0.00
Total 5002.03 · Medicare / Employer Exp						1,963.62
Total 5002.04 · Retirement - Pers						21,677.35
<b>5002.4c · Retirement audit adjustments</b>						
	04/30/2020				2100.05 · 457b Deferred Comp	500.00
Total 5002.4c · Retirement audit adjustments						500.00
Total 5002.05 · Group Medical Ins						24,025.17
Total 5002.06 · Life Insurance						345.00
Total 5002.07 · LTD Insurance						974.92
Total 5002.08 · Social Security(Employer)						44.18
<b>5002.09 · Payroll Expenses</b>						
	04/14/2020		QuickBooks Payroll Service	Fee for 1 direct deposit(s) at \$1.75 each	1001.01 · CB&T-Checking	1.75
	04/15/2020				2100.10 · Misc Deductions	-1.75
	04/29/2020		QuickBooks Payroll Service	Fee for 1 direct deposit(s) at \$1.75 each	1001.01 · CB&T-Checking	1.75
	04/30/2020				2100.10 · Misc Deductions	-1.75
Total 5002.09 · Payroll Expenses						0.00
Total 5002.10 · Retirement 401 (a)						272.50
Total 5002 · EMPLOYEE BENEFITS						49,802.74
<b>5007 · CLOTHING</b>						
<b>5007.02 · Boots</b>						
	04/02/2020	044210	WHITE'S BOOTS INC.	M. Vacio	CalCard (Brian Boggeln -1835)	345.83
	04/06/2020	IN1444834	MUNICIPAL EMERGENCY SERVICES INC	B. Boggeln: redback station boot	2000 · Accounts Payable	282.30
Total 5007.02 · Boots						628.13
Total 5007 · CLOTHING						628.13
<b>5008 · COMMUNICATION</b>						

**ALPINE FIRE PROTECTION DISTRICT**  
**Current Month Expenses**  
**April 2020**

			Date	Num	Name	Memo	Split	Amount
		<b>5008.01 · HCFA ,RCS - Internet</b>						
			04/01/2020	20ALPFPDC09	COUNTYSD-RCS	FY19/20: 6 CAP Code for paging @ 2.50 each 2020/03	2000 · Accounts Payable	15.00
			04/01/2020	20ALPFPDN09	COUNTYSD-RCS	FY19/20: 25 Fire radios @ 28.50 each 2020/03	2000 · Accounts Payable	712.50
			04/09/2020	00131101026784012004	COX COMMUNICATIONS	Internet 4/9-5/8/2020	2000 · Accounts Payable	149.00
			04/28/2020	HCA0000307	HEARTLAND COMMUNICATIONS	4th Quarter assessment, member, 15% (Bal \$0)	2000 · Accounts Payable	13,550.10
			04/28/2020	HCA0000307	HEARTLAND COMMUNICATIONS	4th Quarter assessment CIP Fund, member, 15% (Bal \$0)	2000 · Accounts Payable	1,212.00
		Total 5008.01 · HCFA ,RCS - Internet						15,638.60
		<b>5008.02 · Mobile Communications</b>						
			04/01/2020	9851669749	VERIZON WIRELESS	-0050 BB, -0592 JMB, -5562 BR17, -9741 E217, -3339 E17, -5729 AC, -6530 DC: JMB new cell replace...	2000 · Accounts Payable	443.90
		Total 5008.02 · Mobile Communications						443.90
		<b>5008.03 · Mobile Data Terminals</b>						
			04/01/2020	9851669751	VERIZON WIRELESS	MDC -9178, -0149, -4314 (4702), -4787 (4701)	2000 · Accounts Payable	228.06
		Total 5008.03 · Mobile Data Terminals						228.06
		Total 5008 · COMMUNICATION						16,310.56
		<b>5009 · PASIS (Workers Comp)</b>						
		Total 5009.02 · Claim Related						1,415.16
		Total 5009 · PASIS (Workers Comp)						1,415.16
		<b>5010 · HOUSEHOLD</b>						
			04/03/2020	79048170	WAXIE SANITARY SUPPLY	Lysol; sanitizing wipes; clean touch	2000 · Accounts Payable	157.70
			04/11/2020	30614/1	ACE HARDWARE INC	Dish Soap	2000 · Accounts Payable	10.75
			04/15/2020		COSTCO	Folgers; dishsoap; hand sanitizer	CalCard (Brian Boggeln -1835)	182.72
		Total 5010 · HOUSEHOLD						351.17
		<b>5012 · MAINTENANCE - EQUIPMENT</b>						
		<b>5012.01 · E17 KME (2015)</b>						
			04/05/2020	029096	NAPA - COUNTY MOTOR PARTS	Small dia/cool hose	2000 · Accounts Payable	43.09
			04/05/2020	30559/1	ACE HARDWARE INC	Street elbow	2000 · Accounts Payable	38.77
			04/23/2020	030310	NAPA - COUNTY MOTOR PARTS	Earplus qty 200; knife	2000 · Accounts Payable	106.98
		Total 5012.01 · E17 KME (2015)						188.84
		<b>5012.02 · E217 KME (2002)</b>						
			04/06/2020	6972	NORTH COUNTY EVS INC	Repair deck gun plumbing; adjust door striker pins, replace engine oil dipstick tube, repair foa...	2000 · Accounts Payable	5,202.90
		Total 5012.02 · E217 KME (2002)						5,202.90
		<b>5012.03 · B217 International (2002)</b>						
			04/10/2020	6985	NORTH COUNTY EVS INC	Replace air comp, rebuild capt valve leaking, rebuild eng valve leaking, replace S-Cam seals, re...	2000 · Accounts Payable	4,747.04
		Total 5012.03 · B217 International (2002)						4,747.04
		<b>5012.12 · Fuel</b>						



**ALPINE FIRE PROTECTION DISTRICT**  
**Current Month Expenses**  
**April 2020**

			Date	Num	Name	Memo	Split	Amount
			04/10/2020	195170	COUNTYSD-FUEL	XR2019 (4701) (126.9 gals unleaded @ \$3.29 gal) 2020/03	2000 · Accounts Payable	417.02
			04/10/2020	195170	COUNTYSD-FUEL	XR2020 (4702) (25.2 gals unleaded @ \$3.45 gal)	2000 · Accounts Payable	86.86
			04/10/2020	195170	COUNTYSD-FUEL	XR2022 (4705) (18.9 gals unleaded @ \$3.45 gal)	2000 · Accounts Payable	65.14
			04/10/2020	195170	COUNTYSD-FUEL	XR2212 (4706) (0 gals unleaded @ \$0.00 gal)	2000 · Accounts Payable	0.00
			04/10/2020	195170	COUNTYSD-FUEL	XR2021 (4709) (0 gal unleaded @0.00 gal)	2000 · Accounts Payable	0.00
			04/10/2020	195170	COUNTYSD-FUEL	XR0187 (4706) (0 gals unleaded @\$0.00 gal)	2000 · Accounts Payable	0.00
		Total 5012.12 · Fuel						569.02
		Total 5012 · MAINTENANCE - EQUIPMENT						10,707.80
		<b>5013 · MAINTENANCE - RADIOS</b>						
		<b>5013.01 · Maintenance Contract</b>						
			04/01/2020	INV627291	DAY WIRELESS SYSTEMS	2020/04	2000 · Accounts Payable	300.00
		Total 5013.01 · Maintenance Contract						300.00
		Total 5013 · MAINTENANCE - RADIOS						300.00
		<b>5014 · MAINTENANCE - STRUCTURES</b>						
		<b>5014.01 · Station 17</b>						
		<b>Station Maintenance</b>						
			04/03/2020	P25662875	BATTERIES + BULBS	9WPLH Led lights	2000 · Accounts Payable	483.26
			04/03/2020	P25663088	BATTERIES + BULBS	8W T8 3000k Direct led lights	2000 · Accounts Payable	386.28
			04/14/2020	30630/1	ACE HARDWARE INC	Misc fasteners for kitchen lights	2000 · Accounts Payable	4.25
		Total Station Maintenance						873.79
		Total 5014.01 · Station 17						873.79
		<b>5014.03 · Apparatus Bay Doors &amp; Gates</b>						
			04/09/2020	774708	HOUSE OF AUTOMATION	PM 1st Qtr Maintenance	2000 · Accounts Payable	175.00
		Total 5014.03 · Apparatus Bay Doors & Gates						175.00
		<b>5014.04 · Alarm System</b>						
			04/02/2020	21564664	JOHNSON CONTROLaka SIMPLEXGRINN	Fire alarm system INSPECTIONS 3/1/2017 - 2/28/2022 2020/05	2000 · Accounts Payable	91.25
			04/02/2020	21564617	JOHNSON CONTROLaka SIMPLEXGRINN	Fire alarm system MONITORING 5/1/2017 - 4/30/2022 2020/05	2000 · Accounts Payable	35.00
		Total 5014.04 · Alarm System						126.25
		Total 5014 · MAINTENANCE - STRUCTURES						1,175.04
		<b>5015 · MEDICAL SUPPLIES</b>						
		<b>5015.01 · Disposable Supplies</b>						
			04/03/2020	3254	MEMO BILLING	Misadventure - Hand sanitizer *Covid-19*	CalCard (Brian Boggeln -1835)	0.00
			04/03/2020	76015324	MEMO BILLING	Henry Schein - Thermometers & Safety glasses	CalCard (Brian Boggeln -1835)	31.42
			04/03/2020	WEB148084 b	ZOLL MEDICAL CORPORATION	Type 123 Lithium Batteries	CalCard (Brian Boggeln -1835)	57.38
			04/07/2020	1510	MEMO BILLING	Nobel Truong - Face masks *Covid-19*	CalCard (Brian Boggeln -1835)	45.26
			04/13/2020	76199125	MEMO BILLING	Henry Schein - Safety glasses	CalCard (Brian Boggeln -1835)	51.59

**ALPINE FIRE PROTECTION DISTRICT**  
**Current Month Expenses**  
**April 2020**

			Date	Num	Name	Memo	Split	Amount
			04/14/2020		MEMO BILLING	Henry Schein - Non-contact thermometer *Covid19*	CalCard (Brian Boggeln -1835)	140.06
			04/24/2020	77215	ZOLL MEDICAL CORPORATION	Autopulse hygiene barrier	2000 · Accounts Payable	253.43
		Total 5015.01 · Disposable Supplies						579.14
		Total 5015 · MEDICAL SUPPLIES						579.14
		<b>5018 · OFFICE EXPENSE</b>						
		<b>5018.03 · Office Equip.&amp; Maintenance</b>						
			04/03/2020	PQ7768	EXCEDEO - IT SUPPORT PROS_GOODS	Finance Laptop Windows 10 Pro	2000 · Accounts Payable	199.00
			04/06/2020	2020/04	ADOBE INC.	Finance Office: DC Pro Subscription	CalCard (Alicea Caccavo -6962)	12.99
			04/06/2020	2020/04	ADOBE INC.	Admin Office: DC Pro Subscription	CalCard (Alicea Caccavo -6962)	12.99
			04/07/2020	15634	EXCEDEO - IT SUPPORT PROS	Network Administration: NOC Agent (10 comps @ \$45 - anti virus; logmein; MS updates) 2020/04	2000 · Accounts Payable	450.00
			04/07/2020	15634	EXCEDEO - IT SUPPORT PROS	Virtual Server \$250; Virtual Host \$50	2000 · Accounts Payable	300.00
			04/07/2020	15634	EXCEDEO - IT SUPPORT PROS	Backup: cloud & on premise	2000 · Accounts Payable	268.00
			04/07/2020	15634	EXCEDEO - IT SUPPORT PROS	Firewall; routers, network printer support	2000 · Accounts Payable	150.00
			04/07/2020	15634	EXCEDEO - IT SUPPORT PROS	Next Gen Endpoint Security	2000 · Accounts Payable	16.00
			04/07/2020	15634	EXCEDEO - IT SUPPORT PROS	Vendor Management: 5 vendors troubleshooting	2000 · Accounts Payable	150.00
			04/07/2020	15634	EXCEDEO - IT SUPPORT PROS	sales tax	2000 · Accounts Payable	9.92
			04/08/2020	19545	CACCAVO, ALICEA I	Rolling hanging file case; laptop table	1001.01 · CB&T-Checking	122.48
			04/13/2020	RI104444352	FP MAILING SOLUTIONS_RENTAL	2020/04	2000 · Accounts Payable	87.28
			04/20/2020	412478257	USBANK (COPIER LEASE)	Sharp lease, 4/15 - 5/15/2020	2000 · Accounts Payable	424.00
			04/20/2020	412478257	USBANK (COPIER LEASE)	Sales and use tax	2000 · Accounts Payable	32.86
		Total 5018.03 · Office Equip.& Maintenance						2,235.52
		<b>5018.04 · CrewSense/ WebStaff maintenance</b>						
			04/08/2020	0016392	CREWSENSE LLC	2020/04	2000 · Accounts Payable	99.00
		Total 5018.04 · CrewSense/ WebStaff maintenance						99.00
		Total 5018 · OFFICE EXPENSE						2,334.52
		<b>5019 · PROFESSIONAL FEES</b>						
		<b>5019.01 · Legal Counsel</b>						
			04/30/2020	20373	FITCH LAW FIRM	District business \$150.00 x 8.5 hrs: 2020/04	2000 · Accounts Payable	1,275.00
		Total 5019.01 · Legal Counsel						1,275.00
		Total 5019 · PROFESSIONAL FEES						1,275.00
		<b>5023 · TRAINING</b>						
		<b>5023.03 · HTF</b>						
			04/22/2020	HFTA000172	HEARTLAND FIRE TRAINING-CITY OF EL	Operating fees 25% (Balance due \$0) FY 19/20 Q4	2000 · Accounts Payable	1,765.00
			04/22/2020	HFTA000172	HEARTLAND FIRE TRAINING-CITY OF EL	Member facility lease 25% (Balance due \$0) FY19/20 Q4	2000 · Accounts Payable	413.00
		Total 5023.03 · HTF						2,178.00
		Total 5023 · TRAINING						2,178.00
		<b>5025 · WORKSHOPS-MANAGEMENT</b>						
		<b>5025.01 · Administrative</b>						

**ALPINE FIRE PROTECTION DISTRICT**  
**Current Month Expenses**  
**April 2020**

			Date	Num	Name	Memo	Split	Amount	
			04/03/2020		MARRIOTT HOTELS	A. Caccavo: 2020 FDAC Conf 3/31 - 4/2/2020: lodging CANCELLED TO COVID-19	CalCard (Alicea Caccavo -6962)	0.00	
			04/17/2020	616561	GOVERNMENT FINANCE OFFICERS ASS	A. Caccavo: Managing Cash Flow in a Crisis Interactive Training	CalCard (Alicea Caccavo -6962)	35.00	
			04/29/2020	1914-5564	MEMO BILLING	Jurassic Parliament: A. Caccavo Webinar Troubleshooting Online Meetings 5/14/20	CalCard (Alicea Caccavo -6962)	17.00	
	Total 5025.01 · Administrative								52.00
	<b>5025.02 · Chief Officers</b>								
			04/02/2020		MARRIOTT HOTELS	B. Boggeln: 2020 FDAC Conf 3/31 - 4/2/2020: lodging CANCELLED TO COVID-19	CalCard (Alicea Caccavo -6962)	0.00	
			04/17/2020		SOUTHWEST AIRLINES	B. Boggeln: FAIRA Meeting Oak 6/7-6/9/2020: flight	CalCard (Brian Boggeln -1835)	167.96	
	Total 5025.02 · Chief Officers								167.96
	Total 5025 · WORKSHOPS-MANAGEMENT								219.96
	<b>5028 · UTILITIES</b>								
	<b>5028.01 · SDG&amp;E</b>								
			04/06/2020	90325906219 2020/04	SDG&E	Electric 3/4-4/2/2020 8774 kWh (1% increase over prior month, 11.9% increase over prior year)	2000 · Accounts Payable	2,207.31	
			04/07/2020	90325928213 2020/04	SDG&E	Gas 3/5-4/3/20: 138 Therms (11.1% decrease over prior month, 9.4% decrease over prior year)	2000 · Accounts Payable	126.26	
	Total 5028.01 · SDG&E								2,333.57
	<b>5028.02 · Telephone</b>								
			04/06/2020	211884	ESI_Estech Systems	2020/04	2000 · Accounts Payable	201.52	
	Total 5028.02 · Telephone								201.52
	<b>5028.03 · Water</b>								
			04/24/2020	03329111561843 20/04	PADRE DAM (1364 TAVERN)	19377731 Commercial: 56 units (= +12 units usage from prior month) 3/16-4/20/20	2000 · Accounts Payable	454.38	
			04/24/2020	03329111561843 20/04	PADRE DAM (1364 TAVERN)	9478671 Irrigation: 15 units (= -5 units usage from prior month)	2000 · Accounts Payable	176.93	
			04/24/2020	03329111561843 20/04	PADRE DAM (1364 TAVERN)	Fire Sprinklers	2000 · Accounts Payable	66.45	
	Total 5028.03 · Water								697.76
	<b>5028.04 · Trash</b>								
			04/01/2020	5794654-1584-5	WASTE MANAGEMENT	1 x 3yd (reg charge \$57.20) 2020/04	2000 · Accounts Payable	57.20	
			04/01/2020	5794654-1584-5	WASTE MANAGEMENT	1.5yd recycle (reg charge \$40.23)	2000 · Accounts Payable	40.23	
	Total 5028.04 · Trash								97.43
	Total 5028 · UTILITIES								3,330.28
	<b>5030 · SPECIAL DISTRICT EXPENSE</b>								
	<b>5030.01 · District Operations</b>								
			04/17/2020		Janet's Bakery	HCFA - Dispatchers Appreciation Week	CalCard (Brian Boggeln -1835)	22.00	
			04/17/2020		MEMO BILLING	Marechiaro's: HCFA - Dispatchers Appreciation Week	CalCard (Brian Boggeln -1835)	94.75	
	Total 5030.01 · District Operations								116.75
	<b>5030.04 · County Admin.Fees</b>								

**ALPINE FIRE PROTECTION DISTRICT**  
**Current Month Expenses**  
**April 2020**

			Date	Num	Name	Memo	Split	Amount
			04/07/2020		COUNTY OF SAN DIEGO 1%	Apport #8 Admin Cost & Supp Admin fee	1000.01 · Gen. 310100-47500	31,401.69
			04/28/2020		COUNTY OF SAN DIEGO 1%	Apport #9 Admin Cost & Supp Admin fee	1000.01 · Gen. 310100-47500	565.73
		Total 5030.04 · County Admin.Fees						31,967.42
		<b>5030.10 · Web Site</b>						
			04/05/2020	104514	STREAMLINE	2020/04	2000 · Accounts Payable	85.00
		Total 5030.10 · Web Site						85.00
		Total 5030.16 · Reimbursable expenses						0.00
		Total 5030 · SPECIAL DISTRICT EXPENSE						32,169.17
		Total 5031 · DIRECTORS FEES						500.00
		<b>5037 · CAPITAL EXP. - EQUIPMENT</b>						
		<b>Engines</b>						
			04/04/2020		AMAZON.COM	BR17 accessories	CalCard (Brian Boggeln -1835)	20.44
			04/06/2020		AMAZON.COM	BR17 accessories	CalCard (Brian Boggeln -1835)	27.42
			04/09/2020	INV02070647	KNOX COMPANY	MedVault drug port, retrofit kit, wifi antenna, cloud license	2000 · Accounts Payable	2,698.07
			04/11/2020	30614/1	ACE HARDWARE INC	Satin graphite spray paint	2000 · Accounts Payable	4.95
			04/13/2020	03/31/20 Bal Due	MERET	1 X2 Double fill pro extrication bag; 1 Versa Prox trauma bag; Omni pro X airway bag	2000 · Accounts Payable	800.00
			04/13/2020		AMAZON.COM	BR17 accessories	CalCard (Brian Boggeln -1835)	90.16
			04/14/2020	IN1447235	MUNICIPAL EMERGENCY SERVICES INC	Class A Foam for BR17	2000 · Accounts Payable	1,486.95
			04/15/2020		AMAZON.COM	BR17 accessories	CalCard (Brian Boggeln -1835)	23.69
			04/20/2020	30694/1	ACE HARDWARE INC	Wheel cut off, cutter dremel, cobalt drill, misc fasteners	2000 · Accounts Payable	38.01
			04/21/2020	IN1449502	MUNICIPAL EMERGENCY SERVICES INC	Sure-seal; saw bar; fuel bottles; chain saw; weather instrument kit; premix holder; salvage cove...	2000 · Accounts Payable	3,493.70
			04/22/2020	IN1449811	MUNICIPAL EMERGENCY SERVICES INC	Nozzle; stow & lok; D cylinder bracket; foot hose strap; gated Wye; shut off swivel; alum valve;...	2000 · Accounts Payable	2,224.48
			04/23/2020	30719/1	ACE HARDWARE INC	Disc fins; adapter Y rca; misc fasteners	2000 · Accounts Payable	23.58
			04/29/2020	30783/1	ACE HARDWARE INC	Strut spring nut	2000 · Accounts Payable	12.91
		Total Engines						10,944.36
		Total 5037 · CAPITAL EXP. - EQUIPMENT						10,944.36
<b>TOTAL</b>								<b>275,020.26</b>

**ALPINE FIRE PROTECTION DISTRICT**  
**Profit & Loss Prev Year Comparison**  
July 2019 through April 2020

	<u>Jul '19 - Apr 20</u>	<u>Jul '18 - Apr 19</u>	<u>\$ Change</u>
<b>Income</b>			
<b>4000 · COUNTY OF S.D.</b>			
4000.01 · 1% Property Tax	3,303,349.03	3,213,522.07	89,826.96
4000.02 · Interest-General Fund	24,012.37	14,451.70	9,560.67
4000.03 · Mitigation Fees	36,338.16	52,282.18	-15,944.02
4000.04 · Interest-Mitigation Fund	5,514.99	3,737.02	1,777.97
4000.05 · Benefit Fee-Alpine	473,022.82	466,789.00	6,233.82
4000.06 · 1% Refunds	-15,304.66	-18,471.36	3,166.70
<b>Total 4000 · COUNTY OF S.D.</b>	<b>3,826,932.71</b>	<b>3,732,310.61</b>	<b>94,622.10</b>
<b>4002 · INTEREST INCOME</b>			
.1 · California Bank & Trust	160.95	142.91	18.04
.2 · PASIS	5,831.15	7,289.29	-1,458.14
.3 · Investments	44,973.74	38,255.98	6,717.76
.4 · LAIF	8,210.71	8,760.99	-550.28
.6 · SRPL	318.14	2,169.31	-1,851.17
<b>Total 4002 · INTEREST INCOME</b>	<b>59,494.69</b>	<b>56,618.48</b>	<b>2,876.21</b>
<b>4005 · OTHER INCOME</b>			
.01 · Plan Check	12,271.00	15,061.05	-2,790.05
.02 · First Responder	13,868.24	14,313.50	-445.26
.04 · Other	20,394.42	59,268.05	-38,873.63
.08 · Ambulance Sub-Lease(Restricted)	31,333.69	29,841.57	1,492.12
.09 · ALS Agreement (Restricted)	87,093.75	87,093.75	0.00
.11 · Vehicle Reimbursements	20,823.96	32,802.50	-11,978.54
<b>Total 4005 · OTHER INCOME</b>	<b>185,785.06</b>	<b>238,380.42</b>	<b>-52,595.36</b>
<b>4006 · GRANT INCOME</b>			
<b>4006.02 · FEMA</b>			
FMAG	-19,498.63	0.00	-19,498.63
<b>Total 4006.02 · FEMA</b>	<b>-19,498.63</b>	<b>0.00</b>	<b>-19,498.63</b>
4006.03 · SD Regional Fire & Emergency	9,000.00	9,500.00	-500.00
<b>4006.04 · CountySD</b>			
SHGP 2017	-0.05	0.00	-0.05
UASI 2017	0.00	3,587.36	-3,587.36
UASI 2018	2,612.00	0.00	2,612.00
<b>Total 4006.04 · CountySD</b>	<b>2,611.95</b>	<b>3,587.36</b>	<b>-975.41</b>
4006.14 · Alpine Fire Foundation	9,740.19	8,489.45	1,250.74
4006.18 · CA Fire Foundation	0.00	7,277.72	-7,277.72
<b>Total 4006 · GRANT INCOME</b>	<b>1,853.51</b>	<b>28,854.53</b>	<b>-27,001.02</b>
<b>Total Income</b>	<b>4,074,065.97</b>	<b>4,056,164.04</b>	<b>17,901.93</b>
<b>Expense</b>			
<b>66900 · Reconciliation Discrepancies</b>	<b>-21.88</b>	<b>0.00</b>	<b>-21.88</b>
<b>5003 · GRANT EXPENSES</b>			
5003.03 · SD Regional Fire & Emergency	11,337.79	9,500.00	1,837.79
5003.04 · CountySD			
SHGP 2018	13,932.83	0.00	13,932.83

**ALPINE FIRE PROTECTION DISTRICT**  
**Profit & Loss Prev Year Comparison**  
July 2019 through April 2020

	<u>Jul '19 - Apr 20</u>	<u>Jul '18 - Apr 19</u>	<u>\$ Change</u>
UASI 2017	0.00	3,587.36	-3,587.36
UASI 2018	1,066.40	0.00	1,066.40
<b>Total 5003.04 · CountySD</b>	<b>14,999.23</b>	<b>3,587.36</b>	<b>11,411.87</b>
5003.11 · Sempra Engery - CERT	39.99	0.00	39.99
5003.14 · Alpine Fire Foundation			
Open House/ Raffle Proceeds	367.64	351.87	15.77
Other Awards	8,943.30	622.41	8,320.89
SEMPRA - CERT	54.94	950.78	-895.84
SEMPRA - Open House	0.00	219.26	-219.26
<b>Total 5003.14 · Alpine Fire Foundation</b>	<b>9,365.88</b>	<b>2,144.32</b>	<b>7,221.56</b>
5003.18 · CA Fire Foundation	0.00	7,277.72	-7,277.72
<b>Total 5003 · GRANT EXPENSES</b>	<b>35,742.89</b>	<b>22,509.40</b>	<b>13,233.49</b>
<b>5000 · SALARIES</b>			
5000.01 · Payroll	1,295,406.73	1,269,477.74	25,928.99
5000.02 · OVERTIME			
Admin Leave Cover - C-9	2,162.16	0.00	2,162.16
Educational Cover	1,231.68	0.00	1,231.68
CERT	0.00	0.00	0.00
Critical Weather	9,910.26	11,858.50	-1,948.24
FLSA	23,594.84	22,449.00	1,145.84
Paramedic Resource Pool	0.00	0.00	0.00
Reimbursable	0.00	0.00	0.00
Sick Coverage	31,833.96	19,726.44	12,107.52
Strike Team	18,316.85	-6,965.72	25,282.57
Training	5,475.62	8,063.83	-2,588.21
Unclassified-Meetings, etc	5,620.08	5,937.43	-317.35
Vacation-Holiday Coverage	125,394.60	126,007.82	-613.22
Worker's Comp Coverage	3,508.20	0.00	3,508.20
<b>Total 5000.02 · OVERTIME</b>	<b>227,048.25</b>	<b>187,077.30</b>	<b>39,970.95</b>
<b>Total 5000 · SALARIES</b>	<b>1,522,454.98</b>	<b>1,456,555.04</b>	<b>65,899.94</b>
<b>5002 · EMPLOYEE BENEFITS</b>			
5002.01 · Educational Incentive	71,768.08	91,628.46	-19,860.38
5002.02 · Vacation/Sick Leave Expense	83,795.03	139,044.87	-55,249.84
5002.03 · Medicare / Employer Exp	25,262.32	27,192.70	-1,930.38
5002.04 · Retirement - Pers	479,480.52	167,230.05	312,250.47
5002.4d · Retirement-PERS Other Obligatio	0.00	2,146.55	-2,146.55
5002.4a · Retirement UAL Payments	373,383.00	304,979.00	68,404.00
5002.4c · Retirement audit adjustments	500.00	0.00	500.00
5002.05 · Group Medical Ins	244,637.57	230,027.97	14,609.60
5002.06 · Life Insurance	3,646.27	3,749.16	-102.89
5002.07 · LTD Insurance	4,539.79	4,253.69	286.10
5002.08 · Social Security(Employer)	1,576.72	1,535.62	41.10
5002.09 · Payroll Expenses	1,164.71	588.25	576.46
5002.10 · Retirement 401 (a)	3,867.50	4,085.00	-217.50

**ALPINE FIRE PROTECTION DISTRICT**  
**Profit & Loss Prev Year Comparison**  
July 2019 through April 2020

	<u>Jul '19 - Apr 20</u>	<u>Jul '18 - Apr 19</u>	<u>\$ Change</u>
<b>Total 5002 · EMPLOYEE BENEFITS</b>	1,293,621.51	976,461.32	317,160.19
<b>5006 · UNEMPLOYMENT</b>	-436.10	-3,773.43	3,337.33
<b>5007 · CLOTHING</b>			
<b>5007.01 · Uniforms</b>			
Uniforms	819.06	1,064.32	-245.26
Accessories	2,440.05	1,011.72	1,428.33
<b>Total 5007.01 · Uniforms</b>	3,259.11	2,076.04	1,183.07
<b>5007.02 · Boots</b>	923.04	360.56	562.48
<b>5007.03 · Turn Outs/Helmets</b>	936.26	2,266.26	-1,330.00
<b>5007.04 · Wildland gear</b>	0.00	1,959.16	-1,959.16
<b>Total 5007 · CLOTHING</b>	5,118.41	6,662.02	-1,543.61
<b>5008 · COMMUNICATION</b>			
<b>5008.01 · HCFA ,RCS - Internet</b>	108,054.62	113,153.77	-5,099.15
<b>5008.02 · Mobile Communications</b>	2,897.74	2,996.46	-98.72
<b>5008.03 · Mobile Data Terminals</b>	2,105.76	2,262.32	-156.56
<b>5008.05 · Emergency Operations Center EOC</b>	0.00	93.25	-93.25
<b>Total 5008 · COMMUNICATION</b>	113,058.12	118,505.80	-5,447.68
<b>5009 · PASIS (Workers Comp)</b>			
<b>5009.01 · Administrative</b>	88,431.76	81,046.81	7,384.95
<b>5009.02 · Claim Related</b>	19,995.09	77,925.75	-57,930.66
<b>Total 5009 · PASIS (Workers Comp)</b>	108,426.85	158,972.56	-50,545.71
<b>5010 · HOUSEHOLD</b>	4,109.24	3,021.80	1,087.44
<b>5011 · FAIRA</b>	16,343.00	13,531.00	2,812.00
<b>5012 · MAINTENANCE - EQUIPMENT</b>			
<b>5012.01 · E17 KME (2015)</b>	10,541.32	10,370.57	170.75
<b>5012.02 · E217 KME (2002)</b>	9,402.63	11,146.65	-1,744.02
<b>5012.03 · B217 International (2002)</b>	12,014.62	25,353.22	-13,338.60
<b>5012.04 · 4709 U17 Ford F-250 (2018)</b>	619.11	199.96	419.15
<b>5012.07 · Generator</b>	2,186.20	521.00	1,665.20
<b>5012.08 · SCBA - Compressor</b>	256.16	527.04	-270.88
<b>5012.09 · Portable Extinguishers</b>	68.02	0.00	68.02
<b>5012.10 · Ladder Testing</b>	501.20	434.40	66.80
<b>5012.11 · Misc.Equipment</b>	439.09	391.99	47.10
<b>5012.12 · Fuel</b>	19,952.24	21,603.64	-1,651.40
<b>5012.13 · Foam (Class A/B)</b>	948.20	678.83	269.37
<b>5012.14 · Fire Hose/Hose Packs</b>	1,213.57	325.97	887.60
<b>5012.15 · Vehicle Maintenance Software</b>	1,431.00	0.00	1,431.00
<b>5012.16 · Air Compressor - Station</b>	645.54	614.46	31.08
<b>5012.18 · 4706 Ford Ranger (2007)</b>	166.14	251.90	-85.76
<b>5012.19 · SCBA's</b>	505.37	557.47	-52.10
<b>5012.20 · 4705 Ford Expedition (2008)</b>	355.71	326.56	29.15
<b>5012.21 · 4701 Dodge Ram Truck 0966(2012)</b>	2,794.49	5,922.34	-3,127.85
<b>5012.22 · 4702 Dodge Ram Truck 0965(2012)</b>	10,060.83	4,216.21	5,844.62
<b>Total 5012 · MAINTENANCE - EQUIPMENT</b>	74,101.44	83,442.21	-9,340.77



**ALPINE FIRE PROTECTION DISTRICT**  
**Profit & Loss Prev Year Comparison**  
July 2019 through April 2020

	<u>Jul '19 - Apr 20</u>	<u>Jul '18 - Apr 19</u>	<u>\$ Change</u>
<b>5013 · MAINTENANCE - RADIOS</b>			
5013.01 · Maintenance Contract	3,000.00	3,000.00	0.00
5013.02 · Other radio maintenance	0.00	1,368.28	-1,368.28
<b>Total 5013 · MAINTENANCE - RADIOS</b>	<b>3,000.00</b>	<b>4,368.28</b>	<b>-1,368.28</b>
<b>5014 · MAINTENANCE - STRUCTURES</b>			
5014.01 · Station 17			
Station Maintenance	4,225.52	12,833.97	-8,608.45
Plymovent System	0.00	202.76	-202.76
Grounds Maintenance	298.24	102.92	195.32
<b>Total 5014.01 · Station 17</b>	<b>4,523.76</b>	<b>13,139.65</b>	<b>-8,615.89</b>
5014.02 · HVAC Maintenance	1,361.59	1,135.00	226.59
5014.03 · Apparatus Bay Doors & Gates	3,336.16	2,579.00	757.16
5014.04 · Alarm System	1,636.44	1,636.44	0.00
<b>Total 5014 · MAINTENANCE - STRUCTURES</b>	<b>10,857.95</b>	<b>18,490.09</b>	<b>-7,632.14</b>
<b>5015 · MEDICAL SUPPLIES</b>			
5015.01 · Disposable Supplies	3,307.79	25.83	3,281.96
5015.02 · Defib. supplies	105.06	1,742.32	-1,637.26
5015.03 · Medic Engine Equipment	94.90	0.00	94.90
5015.04 · Defib.maintenance	50.00	4,025.00	-3,975.00
5015.07 · Narcotic Disposal	409.59	156.00	253.59
<b>Total 5015 · MEDICAL SUPPLIES</b>	<b>3,967.34</b>	<b>5,949.15</b>	<b>-1,981.81</b>
<b>5016 · MEMBERSHIP</b>	<b>4,256.56</b>	<b>2,733.00</b>	<b>1,523.56</b>
<b>5018 · OFFICE EXPENSE</b>			
5018.01 · Expendable Supplies	1,482.96	2,033.66	-550.70
5018.02 · Postage	638.19	663.82	-25.63
5018.03 · Office Equip.& Maintenance	28,651.33	23,275.08	5,376.25
5018.04 · CrewSense/ WebStaff maintenance	990.00	1,538.01	-548.01
<b>Total 5018 · OFFICE EXPENSE</b>	<b>31,762.48</b>	<b>27,510.57</b>	<b>4,251.91</b>
<b>5019 · PROFESSIONAL FEES</b>			
5019.01 · Legal Counsel	13,335.90	12,371.05	964.85
5019.02 · Auditor	10,200.00	8,200.00	2,000.00
5019.05 · Election	0.00	5,415.00	-5,415.00
<b>Total 5019 · PROFESSIONAL FEES</b>	<b>23,535.90</b>	<b>25,986.05</b>	<b>-2,450.15</b>
<b>5023 · TRAINING</b>			
5023.01 · Training Incidentals	1,954.31	1,600.86	353.45
5023.02 · Medical Training	0.00	407.50	-407.50
5023.03 · HTF	14,522.00	14,945.00	-423.00
5023.04 · Education	5,508.87	2,395.99	3,112.88
5023.05 · Workshops	750.00	130.00	620.00
<b>Total 5023 · TRAINING</b>	<b>22,735.18</b>	<b>19,479.35</b>	<b>3,255.83</b>
<b>5025 · WORKSHOPS-MANAGEMENT</b>			
5025.01 · Administrative	5,045.09	3,213.59	1,831.50
5025.02 · Chief Officers	5,581.20	6,456.96	-875.76
5025.03 · Board Members	288.95	1,111.18	-822.23

**ALPINE FIRE PROTECTION DISTRICT**  
**Profit & Loss Prev Year Comparison**  
July 2019 through April 2020

	<u>Jul '19 - Apr 20</u>	<u>Jul '18 - Apr 19</u>	<u>\$ Change</u>
5025.04 · In House Training	4,994.75	5,763.87	-769.12
5025.05 · Fire Prevention	2,017.58	0.00	2,017.58
<b>Total 5025 · WORKSHOPS-MANAGEMENT</b>	<b>17,927.57</b>	<b>16,545.60</b>	<b>1,381.97</b>
<b>5028 · UTILITIES</b>			
5028.01 · SDG&E	28,294.28	28,335.34	-41.06
5028.02 · Telephone	3,158.35	4,215.00	-1,056.65
5028.03 · Water	6,869.67	4,847.17	2,022.50
5028.04 · Trash	1,057.79	935.00	122.79
5028.05 · Sewer	1,142.00	807.78	334.22
<b>Total 5028 · UTILITIES</b>	<b>40,522.09</b>	<b>39,140.29</b>	<b>1,381.80</b>
<b>5030 · SPECIAL DISTRICT EXPENSE</b>			
5030.01 · District Operations	3,844.03	3,017.92	826.11
5030.02 · Publishing	425.10	430.00	-4.90
5030.04 · County Admin.Fees	39,325.88	38,945.99	379.89
5030.05 · Rehab-Fire Ground Meals	-1,824.07	-672.54	-1,151.53
5030.06 · FIT Tests/HepBC/Wellness	21,816.36	24,360.86	-2,544.50
5030.08 · LAFCO Budget	2,347.87	2,515.56	-167.69
5030.10 · Web Site	790.00	183.40	606.60
5030.11 · Recruitment-New Hires	20.00	1,118.00	-1,098.00
5030.15 · Annexation costs	0.00	5,275.25	-5,275.25
5030.16 · Reimbursable expenses	0.00	0.00	0.00
<b>Total 5030 · SPECIAL DISTRICT EXPENSE</b>	<b>66,745.17</b>	<b>75,174.44</b>	<b>-8,429.27</b>
<b>5031 · DIRECTORS FEES</b>	<b>5,800.00</b>	<b>4,900.00</b>	<b>900.00</b>
<b>5032 · FIRE PREVENTION</b>			
5032.01 · Public Education	4,290.62	2,548.45	1,742.17
5032.02 · Supplies	1,792.24	237.24	1,555.00
5032.03 · Classes	350.00	3,515.49	-3,165.49
5032.04 · Mapping	100.00	107.39	-7.39
<b>Total 5032 · FIRE PREVENTION</b>	<b>6,532.86</b>	<b>6,408.57</b>	<b>124.29</b>
<b>5035 · UNCAPITALIZED EQUIPMENT</b>			
Engines	3,858.47	0.00	3,858.47
Facilities	5,165.06	2,831.00	2,334.06
Operations	0.00	8,300.00	-8,300.00
Vehicles	7,373.38	0.00	7,373.38
<b>Total 5035 · UNCAPITALIZED EQUIPMENT</b>	<b>16,396.91</b>	<b>11,131.00</b>	<b>5,265.91</b>
<b>5037 · CAPITAL EXP. - EQUIPMENT</b>			
Command Vehicle	0.00	36,925.76	-36,925.76
Engines	474,195.27	0.00	474,195.27
<b>Total 5037 · CAPITAL EXP. - EQUIPMENT</b>	<b>474,195.27</b>	<b>36,925.76</b>	<b>437,269.51</b>
<b>Total Expense</b>	<b>3,900,753.74</b>	<b>3,130,629.87</b>	<b>770,123.87</b>
<b>Net Income</b>	<b>173,312.23</b>	<b>925,534.17</b>	<b>-752,221.94</b>

**ALPINE FIRE PROTECTION DISTRICT  
CASH FLOW STATEMENT  
As of 4/30/2020**

**FUND STATUS - UNASSIGNED & REVOLVING**

1000.01	<b>County SD General Fund</b> (Revolving cash account)	\$	2,478,613.25
1001.01	<b>California Bank &amp; Trust</b> (Revolving cash account)	\$	29,976.36
1101.06	<b>California Bank &amp; Trust</b> (Money Mkt - General business saving)	\$	(0.00)
1002.01	<b>LAIF</b> (General)	\$	25,575.08
1002.06	<b>Petty Cash</b> (Imprest account)	\$	100.00
1002.65	<b>Change Account</b>	\$	100.00
1499	<b>Undeposited Funds</b>	\$	-
		<b>\$</b>	<b>2,534,364.69</b>

*\*\*Apportionment Schedule: 11/15=2%; 12/10=38%; 1/21=10%; 2/25=5%; 4/7=31%; 4/28=9%; 5/26=1%; 6/23=2%; 7/21=2%*

**FUND STATUS - ASSIGNED**

1000.02	<b>County of SD Mitigation Fund - Mitigation Fund</b>	\$	66,766.53
1001.04	<b>California Bank &amp; Trust - Workers Compensation checking</b>	\$	24,154.70
1101.06	<b>California Bank &amp; Trust</b> (Money Mkt - SRPL)	\$	-
	<b>California Bank &amp; Trust</b> (Money Mkt - Assigned Capital Vehicle Accrual)	\$	25,892.96
	<b>California Bank &amp; Trust</b> (Money Mkt - Assigned Building Accrual)	\$	37,413.36
	<b>California Bank &amp; Trust</b> (Money Mkt - Assigned Equipment Accrual)	\$	145,156.25
1002.01	<b>LAIF</b> (SRPL Powerlink Mitigation Funds)	\$	18,831.57
1002.02	<b>PASIS LAIF - Risk Pool Deposit Workers Compensation</b>	\$	-
1002.10	<b>Multi Bank Securities - Investment account - Market Value Fluctuation</b>	\$	5,174.33
1002.13	<b>Comerica Securities - Investment account - Market Value Fluctuation</b>	\$	(174,604.50)
1002.13	<b>Comerica Securities - Investment account - Money Market for reinvestment</b>	\$	267,890.34
1002.14	<b>Comerica Securities - Assigned (SRPL Sunrise Powerlink Mitigation Funds)</b>	\$	285,318.74
1002.14	<b>Comerica Securities - SRPL - Money Market for reinvestment</b>	\$	12,988.99
1002.14	<b>Comerica Securities - SRPL - Market Value Fluctuation</b>	\$	(0.00)
1101.09	<b>CB&amp;T Savings</b> (Trust account / Grants)	\$	500.50
		<b>\$</b>	<b>715,483.77</b>

\* Mitigation funds can only be used for capital expenditures, i.e.: Fire Station, additional Apparatus (not replacements), etc. New building fees, not property taxes generate these funds.

**ALPINE FIRE PROTECTION DISTRICT  
CASH FLOW STATEMENT  
As of 4/30/2020**

**FUND STATUS - COMMITTED/ASSIGNED - (RESOLUTION 19/20-01)**

1000.01.1	<b>County SD General Fund: Committed &amp; Assigned- Vacation Sick Liability</b>	\$	53,529.41
	<b>County SD General Fund: Assigned - Capital Vehicle Replacement (B17)</b>	\$	133,166.26
	<b>County SD General Fund: Assigned - CalPers Unfunded Actuarial Liability</b>	\$	-
1000.02.1	<b>County SD Mitigation Fund: Assigned - Capital Vehicle Replacement (E17)</b>	\$	10,523.38
1002.01	<b>LAIF: Committed -OPEB Retiree Health</b>	\$	38,000.00
	<b>LAIF - Committed - Capital Building Fund</b>	\$	26,723.79
	<b>LAIF - Committed - Equipment Replacement Fund</b>	\$	16,303.25
	<b>LAIF - Committed - Portable Radios/MDT's (FY25/26-FY34/35)</b>	\$	28,000.00
	<b>LAIF - Committed - Capital Vehicle Replacement (E17)</b>	\$	63,794.00
	<b>LAIF - Committed - Capital Vehicle Replacement (4701/4702)</b>	\$	124,572.41
	<b>LAIF - Committed - Capital Vehicle Replacement (4706)</b>	\$	40,000.00
	<b>LAIF - Committed - Vacation Sick</b>	\$	13,484.26
	<b>LAIF - Assigned - Capital Vehicle Replacement (4705)</b>	\$	37,500.00
	<b>LAIF - Assigned - Capital Building HVAC</b>	\$	27,103.24
	<b>LAIF - Assigned - Capital Vehicle Replacement (B17)</b>	\$	-
1002.02	<b>PASIS LAIF: Committed - Risk Pool Deposit Workers Compensation</b>	\$	503,061.08
1002.10	<b>Multi Bank Securities: Committed - CalPERS Unfunded Liability</b>	\$	197,000.00
1002.13	<b>Comerica Securities Inc Committed - Economic Uncertainty Fund</b>	\$	900,000.00
	<b>Comerica Securities Inc Committed - Unfunded Liability</b>	\$	296,186.87
	<b>Comerica Securities Inc Committed - Capital Building Fund</b>	\$	193,502.09
	<b>Comerica Securities Inc Committed - OPEB (retiree health)</b>	\$	10,000.00
	<b>Comerica Securities Inc Committed - Equipment Replacement Fund</b>	\$	165,000.00
	<b>Comerica Securities Inc Committed - Radio Replacement</b>	\$	65,050.00
	<b>Comerica Securities Inc Committed - Capital Vehicle Replacement (E17)</b>	\$	157,845.00
	<b>Comerica Securities Inc Committed - Capital Vehicle Replacement (4701/4702)</b>	\$	43,427.59
	<b>Comerica Securities Inc Committed - Vacation Sick Liability Fund</b>	\$	-
1101.06	<b>California Bank &amp; Trust (Money Mkt - General)</b>	\$	87,049.66
		\$	3,230,822.29

\* Mitigation funds can only be used for capital expenditures, i.e.: Fire Station, additional Apparatus (not replacements), etc. New building fees, not property taxes generate these funds.

# ALPINE FIRE PROTECTION DISTRICT Employee Reimbursement Report

April 2020

	<u>Type</u>	<u>Date</u>	<u>Num</u>	<u>Name</u>	<u>Memo</u>	<u>Account</u>	<u>Amount</u>
Apr 20	Check	04/08/2020	19545	CACCAVO, ALICEA I	Rolling hanging file case; laptop table	5018.03 · Office Equip.& Maintenance	122.48
Apr 20							<u>122.48</u>

# Portfolio Analysis

4/30/2020

Total cost of accounts (cash value)	\$3,287,657.16
Value of accounts (market value)	\$3,376,091.41
Unrealized gain/loss \$ (market v - cash v)	\$88,434.25
Unrealized gain/loss %	2.69%
Average earning % CD	2.24%

Investment Name	Broker/Dealer	CUSIP	Maturity Date	Term in Months	Interest Rate	Quantity	Purchase Price Per Unit	Total Cost (Purchase Price)	Market Price	Market Value	Gain/Loss (\$)	Gain/Loss (%)
BMW Bank Nth Am (CD)	Comerica	05580ACW2	9/14/2020	60	2.20%	1800	\$ 100.00	\$ 180,000.00	\$ 100.74	\$ 181,337.40	↑ \$ 1,337.40	0.74%
American Express Bk (CD)	MBS	02587DM70	11/28/2021	60	2.05%	980	\$ 100.00	\$ 98,000.00	\$ 102.12	\$ 100,076.62	↑ \$ 2,076.62	2.12%
Wells Fargo Bk (CD)	Comerica	949763FE1	3/1/2022	60	2.30%	1000	\$ 100.00	\$ 100,000.00	\$ 102.98	\$ 102,979.00	↑ \$ 2,979.00	2.98%
JPMorgan Chase Bank (CD)	Comerica	48126XJ55	4/13/2022	60	2.57%	1000	\$ 100.00	\$ 100,000.00	\$ 100.96	\$ 100,964.00	↑ \$ 964.00	0.96%
Capital One Bank (CD)	Comerica	14042RFS5	5/17/2022	60	2.40%	1130	\$ 100.00	\$ 113,000.00	\$ 103.44	\$ 116,887.20	↑ \$ 3,887.20	3.44%
American Express Bk (CD)	MBS	02587CEZ9	5/17/2022	60	2.40%	990	\$ 100.00	\$ 99,000.00	\$ 103.13	\$ 102,097.71	↑ \$ 3,097.71	3.13%
Crossfirst Bk (CD)	Comerica	22766ABR5	9/22/2022	60	2.00%	1140	\$ 100.00	\$ 114,000.00	\$ 102.99	\$ 117,408.60	↑ \$ 3,408.60	2.99%
Farmers & Merchants (CD)	Comerica	308862CE9	12/12/2022	120	1.96%	1250	\$ 100.00	\$ 125,000.00	\$ 100.26	\$ 125,323.75	↑ \$ 323.75	0.26%
Enerbank USA (CD)	Comerica	29266NH67	2/27/2023	96	2.30%	1250	\$ 100.00	\$ 125,000.00	\$ 104.24	\$ 130,297.50	↑ \$ 5,297.50	4.24%
Wells Fargo Bk (CD)	Comerica	949763RG3	6/6/2023	60	3.25%	1220	\$ 100.00	\$ 122,000.00	\$ 107.42	\$ 131,051.18	↑ \$ 9,051.18	7.42%
Morgan Stanley Private Bank	Comerica	61760AQ69	7/25/2024	60	2.20%	1400	\$ 100.00	\$ 140,000.00	\$ 105.62	\$ 147,869.40	↑ \$ 7,869.40	5.62%
Merrick Bank	Comerica	59013KGJ9	3/31/2025	60	1.35%	1900	\$ 100.00	\$ 190,000.00	\$ 103.92	\$ 197,446.10	↑ \$ 7,446.10	3.92%
Discover Bank (CD)	Comerica	254672XR4	2/18/2026	120	2.30%	1500	\$ 100.00	\$ 150,000.00	\$ 106.84	\$ 160,264.50	↑ \$ 10,264.50	6.84%
BMO Harris Bank NA (CD)	Comerica	05581W5V3	3/12/2027	84	1.75%	1050	\$ 100.00	\$ 105,000.00	\$ 100.51	\$ 105,531.30	↑ \$ 531.30	0.51%
JPMorgan Chase Bank (CD)*	Comerica	48128LF87	2/14/2030	120	2.10%	1500	\$ 100.00	\$ 150,000.00	\$ 101.31	\$ 151,966.50	↑ \$ 1,966.50	1.31%
Federal Home Loan Banks Bond*	Comerica	Called	9/29/2031	146.4	2.13%	0	\$ -	\$ -	\$ -	\$ -	→ \$ -	-
Buena Park CA Cmnty Redev Ag	Comerica	Reinvested	9/1/2033	126	2.79%	1350	\$ 100.00	\$ 135,000.00	\$ 110.09	\$ 148,614.75	↑ \$ 13,614.75	10.09%
<b>SRPL FUNDS</b>								\$ -				
American Exp Centurion (CD)	Comerica	02587D2Q0	12/5/2022	60	2.50%	1210	\$ 100.00	\$ 121,000.00	\$ 103.81	\$ 125,614.94	↑ \$ 4,614.94	3.81%
Morgan Stanley Bank	Comerica	61765QN88	2/28/2030	120	2.10%	1620	\$ 100.00	\$ 162,000.00	\$ 105.99	\$ 171,703.80	↑ \$ 9,703.80	5.99%
COMERICA	Comerica	Money Mkt				988.99	\$ 1.00	\$ 988.99	\$ 1.00	\$ 988.99	→ \$ -	0.00%
LAIF	LAIF	Local Agency Inv.Fund			1.967%	18831.57	\$ 1.00	\$ 18,831.57	\$ 1.00	\$ 18,831.57	→ \$ -	0.00%
<b>COMMITTED &amp; ASSIGNED</b>												
LAIF	LAIF	Local Agency Inv.Fund			1.967%	441056.03	\$ 1.00	\$ 441,056.03	\$ 1.00	\$ 441,056.03	→ \$ -	0.00%
CB&T	CB&T	Money Mkt			0.03%	295512.23	\$ 1.00	\$ 295,512.23	\$ 1.00	\$ 295,512.23	→ \$ -	0.00%
COMERICA	Comerica	Money Mkt				153217.84	\$ 1.00	\$ 153,217.84	\$ 1.00	\$ 153,217.84	→ \$ -	0.00%
<b>UNASSIGNED</b>												
CB&T	CB&T	Checking				49050.5	\$ 1.00	\$ 49,050.50	\$ 1.00	\$ 49,050.50	→ \$ -	0.00%
<b>Total</b>								<b>\$ 3,287,657.16</b>		<b>\$ 3,376,091.41</b>	<b>↑ \$ 88,434.25</b>	<b>2.69%</b>

\* Callable

BASE VALUE	MARKET VALUE
\$ 18,831.57	\$ 18,831.57 LAIF / SRPL
\$ 441,056.03	\$ 441,056.03 LAIF/AFPD
\$ 197,000.00	\$ 202,174.33 MBS
\$ 1,867,217.84	\$ 1,922,544.27 Comerica
\$ 283,988.99	\$ 298,307.73 Comerica/SRPL
\$ 344,562.73	\$ 344,562.73 CB&T
<u>\$ 3,152,657.16</u>	<u>\$ 3,227,476.66</u>
\$ 302,820.56	\$ 317,139.30 SRPL
\$ 2,849,836.60	\$ 2,910,337.36 GENERAL
<u>\$ 3,152,657.16</u>	<u>\$ 3,227,476.66</u>

# Customer Fixed Income Report

**Prepared For:** Alpine Fire Protection District



**Prepared By:** Chris Theut

**Title:** SVP Investments

**Firm:** Comerica Securities

**Phone:** 248-645-4173

**Email:** [ctheut@comerica.com](mailto:ctheut@comerica.com)

**Dated:** May 14, 2020



# Customer Fixed Income Report

Created  
May 14, 2020

## Holdings Summary Statistics

Proposal Summary	
Total Par Value	\$2,329,000.00
Total Principal Value	\$2,434,623.64
Principal + Accrued	\$2,444,825.42
12 Month Income	\$53,392.74
Est. YTW / Est. YTM	-1.643% / 1.208%
Average Rating	- / AA-
Average Coupon	2.369%
Average Maturity (Yrs)	4.54
Average Modified Duration	2.41
Average Redemption Date (Yrs)	2.58
Average Price	\$104.535

Proposal Product Summary			
Municipals	1	\$154,116.00	6.33%
Corporates	0	\$0.00	-%
CDs	17	\$2,280,507.64	93.67%
Agencies	0	\$0.00	-%
Treasuries	0	\$0.00	-%
Structured Products	0	\$0.00	-%
MBS	0	\$0.00	-%
Cash	0	\$0.00	-%
Other	0	\$0.00	-%
<b>Total</b>	<b>18</b>	<b>\$2,434,623.64</b>	<b>100.00%</b>

# Customer Fixed Income Report

Created  
May 14, 2020

## Holdings Aggregate Maturity/Call Data

Aggregate Maturity Data	
Short (0 to 5 yrs.)	69.12%
Intermediate (6 to 15 yrs.)	30.88%
Long (16+ yrs.)	-%

Aggregate Call Data	
Short (0 to 5 yrs.)	81.14%
Intermediate (6 to 15 yrs.)	18.86%
Long (16+ yrs.)	-%

## Holdings Sensitivity Analysis with Parallel Shift of +/- 50bps

Quantity	Cusip	Description Coupon Details	Insurance Attributes	Rating	Coupon	Maturity Next Call	YTW Price	Effective Duration	Change in Position Value	
									-50bps	+50bps
180	05580ACW2 CD	BMW BANK OF NORTH AMERICA, N.A.	FDIC SO	-/-	2.200%	09/18/2020	0.158% \$100.710	0.35	+\$316.80 +0.17	(\$315.00) -0.17
98	02587DM70 CD	AMERICAN EXPRESS CENTURION BANK	FDIC SO	-/-	2.050%	12/01/2021	1.365% \$101.040	1.51	+\$752.64 +0.76	(\$745.78) -0.75
100	949763FE1 CD	WELLS FARGO BANK, NATIONAL ASSOCIATION	FDIC SO	-/-	2.300%	03/01/2022	0.334% \$103.522	1.76	+\$917.00 +0.89	(\$908.00) -0.88
100	48126XJ55 CD	JPMORGAN CHASE BANK, NATIONAL ASSOCIATION 04/13/2017@2.000, 04/13/2020@2.500, 04/13/2021@4.000, 10/13/2021@5.000	FDIC SO	-/-	2.500%	04/13/2022 C 10/20@ 100	0.285% \$100.921	0.42	+\$211.00 +0.21	(\$210.00) -0.21
113	14042RF55 CD	CAPITAL ONE, NATIONAL ASSOCIATION	FDIC SO	-/-	2.400%	05/17/2022	0.349% \$104.100	1.97	+\$1,167.29 +0.99	(\$1,150.34) -0.98
99	02587CEZ9 CD	AMERICAN EXPRESS BANK, FSB	FDIC SO	-/-	2.400%	05/17/2022	1.457% \$101.850	1.95	+\$988.02 +0.98	(\$976.14) -0.97
114	22766ABR5 CD	CROSSFIRST BANK	FDIC SO	-/-	2.000%	09/22/2022	0.423% \$103.702	2.31	+\$1,370.28 +1.16	(\$1,356.60) -1.15
121	02587D2Q0 CD	AMERICAN EXPRESS CENTURION BANK	FDIC SO	-/-	2.500%	12/05/2022	0.704% \$104.532	2.48	+\$1,580.26 +1.25	(\$1,557.27) -1.23
125	308862CE9 CD	FARMERS & MERCHANTS BANK (NEBRASKA) 12/12/2012@1.250, 12/12/2015@1.500, 12/12/2017@2.000, 12/12/2018@2.500, 12/12/2019@2.750, 12/12/2020@3.000	FDIC SO	-/-	2.750%	12/12/2022 C 6/20@ 100	0.358% \$100.190	0.08	+\$50.00 +0.04	(\$50.00) -0.04
125	29266NH67 CD	ENERBANK USA	FDIC SO	-/-	2.300%	02/27/2023	0.507% \$104.963	2.72	+\$1,797.50 +1.37	(\$1,766.25) -1.35
2,329						4.54 yrs		2.42	+\$30,472.91 +1.18%	(\$29,726.27) -1.15%

# Customer Fixed Income Report

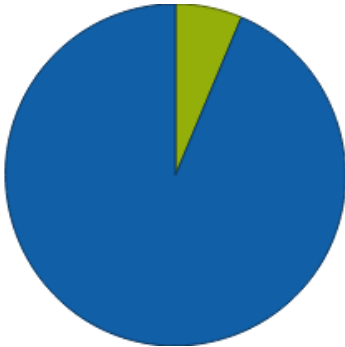
Created  
May 14, 2020

Quantity	Cusip	Description Coupon Details	Insurance Attributes	Rating	Coupon	Maturity Next Call	YTW Price	Effective Duration	Change in Position Value -50bps +50bps	
122	949763RG3 CD	WELLS FARGO BANK, NATIONAL ASSOCIATION	FDIC SO	-/-	3.250%	06/06/2023	0.567% \$108.146	2.93	+\$1,943.46 +1.47	(\$1,915.40) -1.45
140	61760AQ69 CD	MORGAN STANLEY PRIVATE BANK NA PURCHASE NY	FDIC SO	-/-	2.200%	07/25/2024	0.679% \$106.288	4.03	+\$3,029.60 +2.04	(\$2,963.80) -1.99
190	59013KGJ9 CD	MERRICK BANK SOUTH JORDAN UTAH	FDIC SO	-/-	1.800%	03/31/2025	0.952% \$104.043	4.68	+\$4,683.50 +2.37	(\$4,567.60) -2.31
150	254672XR4 CD	DISCOVER BANK	FDIC SO	-/-	2.300%	02/18/2026	1.000% \$107.270	5.43	+\$4,431.00 +2.75	(\$4,299.00) -2.67
105	05581W5V3 CD	BMO HARRIS BANK, NATIONAL ASSOCIATION 03/12/2020@1.750, 03/12/2023@2.000, 03/12/2025@2.500, 03/12/2026@3.000	FDIC SO	-/-	1.750%	03/12/2027 C 9/20@ 100	0.273% \$100.489	0.33	+\$175.35 +0.17	(\$175.35) -0.17
150	48128LF87 CD	JPMORGAN CHASE BANK, NATIONAL ASSOCIATION 02/14/2020@2.100, 02/14/2026@2.250, 02/14/2028@2.750, 02/14/2029@3.250	FDIC SO	-/-	2.100%	02/14/2030 C 2/21@ 100	0.463% \$101.234	0.75	+\$573.00 +0.38	(\$570.00) -0.38
162	61765QN88 CD	MORGAN STANLEY BK N A SALT LAKE CITY UTAH 02/28/2020@2.100, 02/28/2025@2.300, 02/28/2028@2.500, 02/28/2029@2.750	FDIC SO	-/-	2.100%	02/28/2030 C 8/20@ 100	-33.205% \$110.781	0.30	+\$272.16 +0.15	(\$270.54) -0.15
135	119144AP8 MUNI	BUENA PK CALIF CMNTY REDEV AGY REF PARITY BDS 2019A		-/AA-	4.000%	09/01/2033 C 9/29@ 100	2.299% \$114.160	7.88	+\$6,214.05 +4.03	(\$5,929.20) -3.85
2,329						4.54 yrs		2.42	+\$30,472.91 +1.18%	(\$29,726.27) -1.15%

# Customer Fixed Income Report

## Holdings Credit Quality & Debt Type

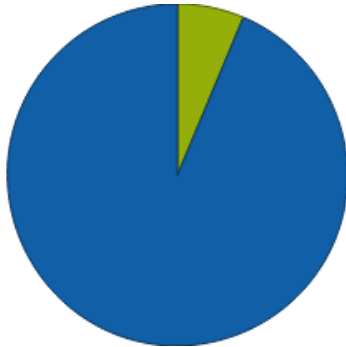
### Credit Quality



Rating	#	Principal	%
■ AA	1	\$154,116.00	6.33%
■ NR	17	\$2,280,507.64	93.67%
Total	18	\$2,434,623.64	100.00%

\*Based on S&P Rating, else Moody's

### Debt Type



Type	#	Principal	%
■ Municipals	1	\$154,116.00	6.33%
■ CDs	17	\$2,280,507.64	93.67%
Total	18	\$2,434,623.64	100.00%

# Customer Fixed Income Report

## Holdings Sector Allocation

### Municipal Sectors



Sector	#	Principal	%
■ General Purpose	1	\$154,116.00	100.00%
Total	1	\$154,116.00	100.00%

# Customer Fixed Income Report

## Holdings Municipal Diversity

### State Allocation



State	#	Principal	%
■ California	1	\$154,116.00	100.00%
Total	1	\$154,116.00	100.00%

### Type



Type	#	Principal	%
■ Revenue	1	\$154,116.00	100.00%
Total	1	\$154,116.00	100.00%

# Customer Fixed Income Report

Created  
May 14, 2020

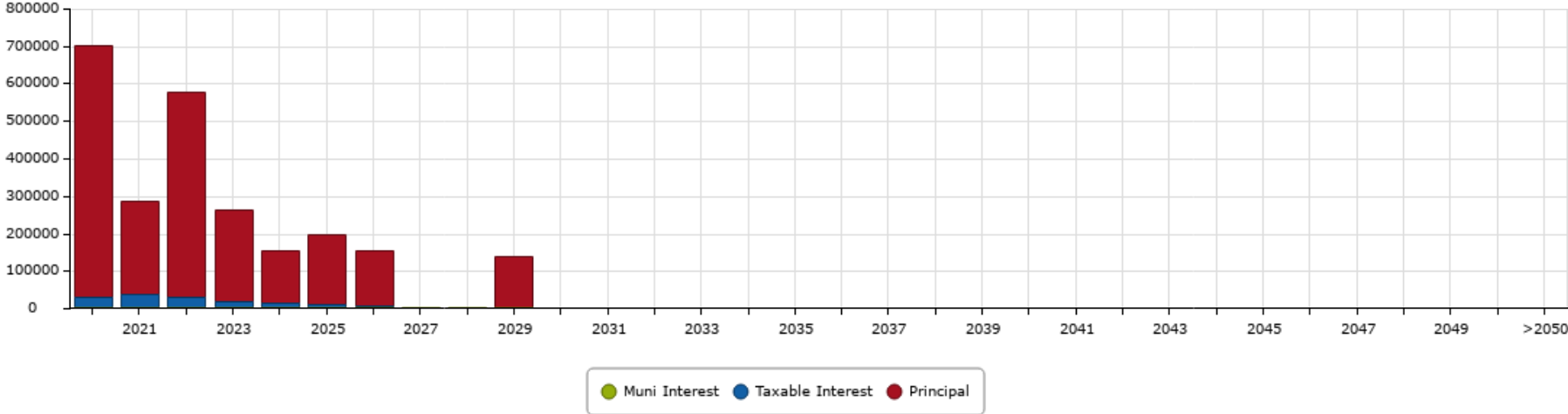
## Holdings Cash Flow Summary Short & Long Term (based on Worst Date) (May 2020 to May 2021)

Current Month	May
Muni Interest	\$0.00
Taxable Interest	\$2,378.53
Principal	\$0.00
Total	\$2,378.53

	Jun	Jul	Aug	Sep	Oct	Nov	Dec	Jan	Feb	Mar	Apr	May
Muni Interest	\$0.00	\$0.00	\$0.00	\$2,700.00	\$0.00	\$0.00	\$0.00	\$0.00	\$0.00	\$2,700.00	\$0.00	\$0.00
Taxable Interest	\$3,832.05	\$2,519.21	\$6,598.22	\$3,938.78	\$2,236.85	\$3,581.12	\$3,507.32	\$2,568.86	\$5,792.64	\$917.86	\$1,016.21	\$3,506.52
Principal	\$125,000.00	\$0.00	\$162,000.00	\$285,000.00	\$100,000.00	\$0.00	\$0.00	\$0.00	\$150,000.00	\$0.00	\$0.00	\$0.00
Total	\$128,832.05	\$2,519.21	\$168,598.22	\$291,638.78	\$102,236.85	\$3,581.12	\$3,507.32	\$2,568.86	\$155,792.64	\$3,617.86	\$1,016.21	\$3,506.52

# Customer Fixed Income Report

Holdings Estimated Payment Schedule (based on Worst Date)



Holdings Expected Redemption Schedule (based on Worst Date)

Year	# at Mat.	Principal	(%)	Interest	Year	# at Mat.	Principal	(%)	Interest
2020	5	\$672,000.00	28.85%	\$31,292.07	2036				
2021	2	\$248,000.00	10.65%	\$38,479.95	2037				
2022	5	\$547,000.00	23.49%	\$30,016.78	2038				
2023	2	\$247,000.00	10.61%	\$18,784.26	2039				
2024	1	\$140,000.00	6.01%	\$15,377.26	2040				
2025	1	\$190,000.00	8.16%	\$9,974.38	2041				
2026	1	\$150,000.00	6.44%	\$7,139.18	2042				
2027				\$5,400.00	2043				
2028				\$5,400.00	2044				
2029	1	\$135,000.00	5.80%	\$5,400.00	2045				
2030					2046				
2031					2047				
2032					2048				
2033					2049				
2034					2050				
2035					>2050				



# Customer Fixed Income Report

Created  
May 14, 2020

## Holdings Cash Flow Summary Short & Long Term (based on Effective Maturity Date) (May 2020 to May 2021)

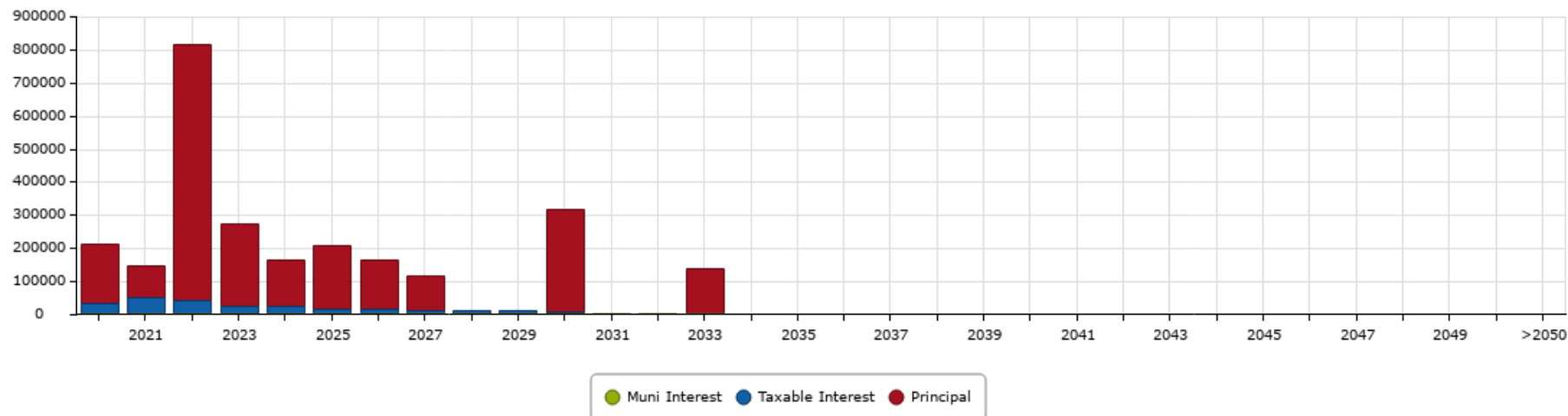
Current Month	May
Muni Interest	\$0.00
Taxable Interest	\$2,378.53
Principal	\$0.00
Total	\$2,378.53

	Jun	Jul	Aug	Sep	Oct	Nov	Dec	Jan	Feb	Mar	Apr	May
Muni Interest	\$0.00	\$0.00	\$0.00	\$2,700.00	\$0.00	\$0.00	\$0.00	\$0.00	\$0.00	\$2,700.00	\$0.00	\$0.00
Taxable Interest	\$3,832.05	\$2,801.74	\$6,890.17	\$4,230.73	\$2,519.38	\$4,730.56	\$3,789.85	\$2,887.36	\$6,968.63	\$2,116.73	\$2,581.27	\$4,644.26
Principal	\$0.00	\$0.00	\$0.00	\$180,000.00	\$0.00	\$0.00	\$0.00	\$0.00	\$0.00	\$0.00	\$0.00	\$0.00
Total	\$3,832.05	\$2,801.74	\$6,890.17	\$186,930.73	\$2,519.38	\$4,730.56	\$3,789.85	\$2,887.36	\$6,968.63	\$4,816.73	\$2,581.27	\$4,644.26

# Customer Fixed Income Report

Created  
May 14, 2020

Holdings Estimated Payment Schedule (based on Effective Maturity Date)



Holdings Expected Redemption Schedule (based on Effective Maturity Date)

Year	# at Mat.	Principal	(%)	Interest	Year	# at Mat.	Principal	(%)	Interest
2020	1	\$180,000.00	7.73%	\$33,873.02	2036				
2021	1	\$98,000.00	4.21%	\$52,283.55	2037				
2022	7	\$772,000.00	33.15%	\$44,649.43	2038				
2023	2	\$247,000.00	10.61%	\$27,306.09	2039				
2024	1	\$140,000.00	6.01%	\$24,052.96	2040				
2025	1	\$190,000.00	8.16%	\$19,133.38	2041				
2026	1	\$150,000.00	6.44%	\$17,016.41	2042				
2027	1	\$105,000.00	4.51%	\$14,063.05	2043				
2028				\$13,137.65	2044				
2029				\$14,249.84	2045				
2030	2	\$312,000.00	13.40%	\$8,980.44	2046				
2031				\$5,400.00	2047				
2032				\$5,400.00	2048				
2033	1	\$135,000.00	5.80%	\$5,400.00	2049				
2034					2050				
2035					>2050				

# Customer Fixed Income Report

Created  
May 14, 2020

## Holdings Material Information

Quantity	CUSIP	Description	Rating	Coupon	Maturity	Category	MI Date	Material Information
135	119144AP8	BUENA PK CALIF CMNTY REDEV AGY REF PARITY BDS 2019A	-/AA-	4.000%	09/01/2033	M	01/09/2020	Financials filed
						M	01/09/2020	Financials filed
135								

# Customer Fixed Income Report

Created  
May 14, 2020

## Holdings Details (May 2020 to May 2021)

Quantity	Cusip	Description Coupon Details	Attributes Insurance	Rating Underlying	Coupon	Maturity Next Call	Estimated			12 Month Income	Total Cost Accrued	Worst Date
							YTW	YTM	Price			
180	05580ACW2 CD	BMW BANK OF NORTH AMERICA, N.A.	SO FDIC	-/- -/-	2.200%	09/18/2020	0.158%	0.158%	\$100.710	\$1,996.27	\$181,896.41 \$618.41	09/18/2020
98	02587DM70 CD	AMERICAN EXPRESS CENTURION BANK	SO FDIC	-/- -/-	2.050%	12/01/2021	1.365%	1.365%	\$101.040	\$2,014.50	\$99,949.39 \$930.19	12/01/2021
100	949763FE1 CD	WELLS FARGO BANK, NATIONAL ASSOCIATION	SO FDIC	-/- -/-	2.300%	03/01/2022	0.334%	0.334%	\$103.522	\$2,300.00	\$103,603.92 \$81.92	03/01/2022
100	48126XJ55 CD	JPMORGAN CHASE BANK, NATIONAL ASSOCIATION 04/13/2017@2.000, 04/13/2020@2.500, 04/13/2021@4.000, 10/13/2021@5.000	SO FDIC	-/- -/-	2.500%	04/13/2022 C 10/20@ 100	0.285%	3.027%	\$100.921	\$2,500.00	\$101,133.33 \$212.33	10/13/2020
113	14042RF55 CD	CAPITAL ONE, NATIONAL ASSOCIATION	SO FDIC	-/- -/-	2.400%	05/17/2022	0.349%	0.349%	\$104.100	\$2,712.00	\$118,962.99 \$1,329.99	05/17/2022
99	02587CEZ9 CD	AMERICAN EXPRESS BANK, FSB	SO FDIC	-/- -/-	2.400%	05/17/2022	1.457%	1.457%	\$101.850	\$2,376.00	\$100,838.01 \$6.51	05/17/2022
114	22766ABR5 CD	CROSSFIRST BANK	SO FDIC	-/- -/-	2.000%	09/22/2022	0.423%	0.423%	\$103.702	\$2,280.00	\$118,357.70 \$137.42	09/22/2022
121	02587D2Q0 CD	AMERICAN EXPRESS CENTURION BANK	SO FDIC	-/- -/-	2.500%	12/05/2022	0.704%	0.704%	\$104.532	\$3,033.29	\$127,851.19 \$1,367.47	12/05/2022
125	308862CE9 CD	FARMERS & MERCHANTS BANK (NEBRASKA) 12/12/2012@1.250, 12/12/2015@1.500, 12/12/2017@2.000, 12/12/2018@2.500, 12/12/2019@2.750, 12/12/2020@3.000	SO FDIC	-/- -/-	2.750%	12/12/2022 C 6/20@ 100	0.358%	2.866%	\$100.190	\$3,566.78	\$125,256.34 \$18.84	06/12/2020
125	29266NH67 CD	ENERBANK USA	SO FDIC	-/- -/-	2.300%	02/27/2023	0.507%	0.507%	\$104.963	\$2,882.88	\$131,818.13 \$614.38	02/27/2023
122	949763RG3 CD	WELLS FARGO BANK, NATIONAL ASSOCIATION	SO FDIC	-/- -/-	3.250%	06/06/2023	0.567%	0.567%	\$108.146	\$3,965.00	\$132,025.02 \$86.90	06/06/2023
140	61760AQ69 CD	MORGAN STANLEY PRIVATE BANK NA PURCHASE NY	SO FDIC	-/- -/-	2.200%	07/25/2024	0.679%	0.679%	\$106.288	\$3,088.44	\$149,731.42 \$928.22	07/25/2024
190	59013KGJ9 CD	MERRICK BANK SOUTH JORDAN UTAH	SO FDIC	-/- -/-	1.800%	03/31/2025	0.952%	0.952%	\$104.043	\$3,420.00	\$197,803.51 \$121.81	03/31/2025
150	254672XR4 CD	DISCOVER BANK	SO FDIC	-/- -/-	2.300%	02/18/2026	1.000%	1.000%	\$107.270	\$3,459.45	\$161,717.88 \$812.88	02/18/2026
2,329						4.54 yrs				\$53,392.74	\$2,444,825.42	

# Customer Fixed Income Report

Created  
May 14, 2020

Quantity	Cusip	Description Coupon Details	Attributes Insurance	Rating Underlying	Coupon	Maturity Next Call	YTW	YTM	Price	12 Month Income	Total Cost Accrued	Worst Date
105	05581W5V3 CD	BMO HARRIS BANK, NATIONAL ASSOCIATION 03/12/2020@1.750, 03/12/2023@2.000, 03/12/2025@2.500, 03/12/2026@3.000	SO FDIC	-/- -/-	1.750%	03/12/2027 C 9/20@ 100	0.273%	2.023%	\$100.489	\$1,837.50	\$105,830.61 \$317.16	09/12/2020
150	48128LF87 CD	JPMORGAN CHASE BANK, NATIONAL ASSOCIATION 02/14/2020@2.100, 02/14/2026@2.250, 02/14/2028@2.750, 02/14/2029@3.250	SO FDIC	-/- -/-	2.100%	02/14/2030 C 2/21@ 100	0.463%	2.157%	\$101.234	\$3,158.63	\$152,627.71 \$776.71	02/14/2021
162	61765QN88 CD	MORGAN STANLEY BK N A SALT LAKE CITY UTAH 02/28/2020@2.100, 02/28/2025@2.300, 02/28/2028@2.500, 02/28/2029@2.750	SO FDIC	-/- -/-	2.100%	02/28/2030 C 8/20@ 100	-33.205%	1.100%	\$110.781	\$3,402.00	\$180,210.86 \$745.64	08/28/2020
135	119144AP8 MUNI	BUENA PK CALIF CMNTY REDEV AGY REF PARITY BDS 2019A		-/AA- -/-	4.000%	09/01/2033 C 9/29@ 100	2.299%	2.723%	\$114.160	\$5,400.00	\$155,211.00 \$1,095.00	09/01/2029
2,329						4.54 yrs				\$53,392.74	\$2,444,825.42	

# Customer Fixed Income Report

Created  
May 14, 2020

## Calculation Exceptions - Bonds with Insufficient Data for Certain Calculations

Cusip	Description	Coupon	Maturity	Excluded From
119144AP8	BUENA PK CALIF CMNTY REDEV AGY REF PARITY BDS 2019A	4.000%	09/01/2033	Rating-Moody
05581W5V3	BMO HARRIS BANK, NATIONAL ASSOCIATION	1.750%	03/12/2027	Rating-Moody, Rating-S&P
61760AQ69	MORGAN STANLEY PRIVATE BANK NA PURCHASE NY	2.200%	07/25/2024	Rating-Moody, Rating-S&P
949763FE1	WELLS FARGO BANK, NATIONAL ASSOCIATION	2.300%	03/01/2022	Rating-Moody, Rating-S&P
05580ACW2	BMW BANK OF NORTH AMERICA, N.A.	2.200%	09/18/2020	Rating-Moody, Rating-S&P
254672XR4	DISCOVER BANK	2.300%	02/18/2026	Rating-Moody, Rating-S&P
14042RF55	CAPITAL ONE, NATIONAL ASSOCIATION	2.400%	05/17/2022	Rating-Moody, Rating-S&P
22766ABR5	CROSSFIRST BANK	2.000%	09/22/2022	Rating-Moody, Rating-S&P
61765QN88	MORGAN STANLEY BK N A SALT LAKE CITY UTAH	2.100%	02/28/2030	Rating-Moody, Rating-S&P
02587DM70	AMERICAN EXPRESS CENTURION BANK	2.050%	12/01/2021	Rating-Moody, Rating-S&P
48126XJ55	JPMORGAN CHASE BANK, NATIONAL ASSOCIATION	2.500%	04/13/2022	Rating-Moody, Rating-S&P
29266NH67	ENERBANK USA	2.300%	02/27/2023	Rating-Moody, Rating-S&P
48128LF87	JPMORGAN CHASE BANK, NATIONAL ASSOCIATION	2.100%	02/14/2030	Rating-Moody, Rating-S&P
59013KGJ9	MERRICK BANK SOUTH JORDAN UTAH	1.800%	03/31/2025	Rating-Moody, Rating-S&P
02587CEZ9	AMERICAN EXPRESS BANK, FSB	2.400%	05/17/2022	Rating-Moody, Rating-S&P
02587D2Q0	AMERICAN EXPRESS CENTURION BANK	2.500%	12/05/2022	Rating-Moody, Rating-S&P
308862CE9	FARMERS & MERCHANTS BANK (NEBRASKA)	2.750%	12/12/2022	Rating-Moody, Rating-S&P
949763RG3	WELLS FARGO BANK, NATIONAL ASSOCIATION	3.250%	06/06/2023	Rating-Moody, Rating-S&P

## Glossary of Terms - TMC

### AMT (Alternative Minimum Tax)

Indicates that bonds are subject to this tax. AMT is an alternative method of calculating federal income tax, which serves to make certain "tax preference" items taxable. For taxpayers subject to the AMT, interest on some private activity bonds, otherwise not subject to taxation, is a tax preference and is added to the gross income of the taxpayer for purposes of calculating federal income tax liability.

### 12 Month Income

The roll up of the next 12-month Cash Flow.

### Average Coupon

The weighted average coupon rate of the items in a portfolio, each portfolio item weighted by par amount.

### Average Maturity (Yrs)

The weighted average maturity of a portfolio, each portfolio item weighted by par amount and each item assumed to be redeemed on the stated maturity date of the bond.

### Average Modified Duration

The weighted average duration of the items in a portfolio, each portfolio item weighted by par amount. Modified duration is a measure of the sensitivity of the price of a fixed-income investment to a change in interest rates, expressed in number of years.

### Average Price

The weighted average price of the items in a portfolio, each portfolio item weighted by par amount.

### Average Rating

The weighted average ratings of bonds rated by Moody's and S&P. Non-rated bonds will not be included in the average ratings calculations on the Portfolio Summary page.

### Average Redemption Date (Yrs)

The weighted average redemption date of a portfolio, each portfolio item weighted by par amount. For callable bonds, the "price to worst" calculation determines the effective maturity of the item; i.e., the calculation assumes that bonds will be called/mature on the "price to worst" date.

### Est.YTW / Est. YTM

The weighted average yields of the items in a portfolio, each portfolio item weighted by par amount. The "Est. YTW" calculation assumes that bonds will be redeemed on the YTW date, and the "Est. YTM" calculation assumes that all items mature on the stated maturity date.

### Worst Date

The call/maturity date that generates the "yield to worst" calculation.

### Total Cost

The total purchase cost of an item in a portfolio, calculated as (price X par amount) plus accrued interest (a measure of interest accrued since the last coupon payment date).

### Yield to Worst (YTW)

Yield calculation that takes bond price and tests yields to all applicable call dates plus maturity date. The lowest yield calculated is the "yield to worst".

### Yield to Maturity (YTM)

Takes bond price and calculates yield to maturity date only.

# Customer Fixed Income Report

---

Created  
May 14, 2020

## Calculation Limitations

Calculations for Price/Yield sensitivities and accrued interest are not available for non-standard coupons. This includes floating rate bonds, and indexed bonds.

New Issue bonds are calculated based only on data supplied by the underwriter/sponsor. Any shortfall in terms and conditions may result in erroneous calculations. Please review the bond's full description for any possible errors.



# Customer Fixed Income Report

Created  
May 14, 2020

## Legend:

AMT: Alternative Minimum Tax, Attr: Attributes, BPS: Basis Points, BQ: Bank Qualified, C: Callable, CB: Corporate Bond, CD: Certificate of Deposit, Chng: Change, Corp: Corporate Bond, CV: Convertible, EC: Extraordinary Call, E.PX: End Price, Est: Estimated, ETM: Escrowed to Maturity, Insr: Insurance, Int.: Interest, MI: Material Information, MN: Material News, Mtrl Info: Material Information, MUNI: Municipal Bond, NC: Non-Callable, OID: Original Issue Discount, Prem Call: Premium Call, PreRe: Pre-refunded, Pt: Puttable, R: Refunded, Rev: Revenue, RF: Forward Refunded, Settle: Settlement Date, SF/Sinker: Sinking Fund, S.Px: Start Price, STEP: Stepped Coupon, Structure: Structured Security, Survivor Opt (SO): Survivor Option, Taxable: Federally Taxable, TBCO: Tobacco, Trea: Treasury Bond, Under: Underlying Credit Ratings, UST/TREAS: U.S. Treasury, X-O Refunded Cross-over Refunded, Yrs: Years, YTW: Yield to Worst, YTM: Yield to Maturity, \*: Powered by Bing

## Disclaimer:

THE INFORMATION AND STATISTICS PROVIDED HEREIN HAVE BEEN OBTAINED FROM SOURCES THAT ARE BELIEVED TO BE RELIABLE, HOWEVER, SUCH INFORMATION AND STATISTICS ARE NOT GUARANTEED AS TO ACCURACY, COMPLETENESS, TIMELINESS OR AVAILABILITY. PUT/CALL INFORMATION MAY BE UNDISCLOSED OR INCOMPLETE. NO PERSON MAY RELY ON THE INFORMATION HEREIN AND MUST CONSULT ALL APPLICABLE OFFERING MATERIALS PRIOR TO ENTERING INTO TRANSACTIONS. PERSHING SHALL NOT BE LIABLE FOR ANY DIRECT, INDIRECT, INCIDENTAL, EXEMPLARY, COMPENSATORY, PUNITIVE, SPECIAL OR CONSEQUENTIAL DAMAGES, COSTS, EXPENSES, LEGAL FEES OR LOSSES (INCLUDING LOST INCOME OR PROFITS AND OPPORTUNITY COST) IN CONNECTION WITH THE USE OR RELIANCE UPON THE INFORMATION OR STATISTICS HEREIN. ALL OFFERINGS ARE SUBJECT TO MARKET CONDITIONS AND/OR PRIOR SALES. UNLESS OTHERWISE STATED, SECURITIES OFFERED ARE NOT INSURED BY THE FDIC OR ANY GOVERNMENT AGENCY; ARE NOT DEPOSITS OR OTHER OBLIGATIONS OF OR GUARANTEED BY PERSHING, LLC OR ANY OF ITS AFFILIATES, PRESENTING BROKER-DEALER OR ANY OF ITS AFFILIATES; AND ARE SUBJECT TO INVESTMENT RISKS, INCLUDING POSSIBLE LOSS OF THE PRINCIPAL INVESTED. COPYRIGHT 2019, PERSHING LLC.

---

# FIRE CHIEF REPORT

---

MAY 2020

---

---

1. **District Report**
  - a. COVID-19 Update
2. **San Diego County Fire Chiefs**
  - a. CFAA has been signed.
  - b. Planning is underway for response to large wildland incidents.
3. **Fire Districts of San Diego County**
  - a. No Report
4. **Board of Chiefs**
  - a. Heartland Training – Academy will be starting with Covid-19 precautions in place.
5. **Central Zone Board of Chiefs**
  - a. No Report
6. **FAIRA**
  - a. No Report
7. **RCCP**
  - a. No Report
8. **PASIS**
  - a. No Report
9. **Public Records Requests**
  - a. Incident Report (1)

ALPINE FIRE PROTECTION DISTRICT  
 FIRE CHIEF'S MONTHLY REPORT  
 April 2020

<b>PERSONNEL</b>	<b>Apr-20</b>	<b>YTD</b>	<b>Apr-19</b>	<b>YTD</b>
Total at end of month	16	18	17	17
Days lost for sickness	0.50	51.05	3	13.00
Days lost due to injury	7	1	0	0
# Emp's out on injury	1	2	0	0
<b>TRAINING HOURS</b>				
Captains	38.25	121.25	76.00	488.00
Engineers	9	74.50	51.00	133.00
Firefighter	73.75	290.25	96.00	272.00
Total Training Hours:	121	486.00	223.00	893.00
<b>FIRE PREVENTION ACTIVITIES</b>				
Business Insp-Re Inspection	0	51	1	55
On Site Assess/Complaint	5	56	0	16
Plan Checks	24	39	2	29
Subdivision Map / Parcel Map	0	3	0	2
Violation Notices/Parking Warnings	0	0	0	0
Construction & Final Inspections	3	18	9	27
Burn Permits Issued	33	75	8	46
Public Ed Programs (hours)	0	2	0	26
Weed Abatement-Notice/Insp	10	31	12	16

**FIRE MARSHAL'S REPORT**  
**April 1<sup>st</sup> – April 30<sup>th</sup>**

**CONSTRUCTION:**

Remodel plan checks, Sprinkler plan checks, Sprinkler Hydros, on-site inspections, business inspections, burn permits and other office duties. (*see monthly inspection sheet*)

**TRAINING:** None

**MEETINGS:**

San Diego Fire Prevention Officers- No meeting

San Diego Fire Protection Association- No meeting

AFSA - No meeting

PIO- No meeting this month.

NFPA- No meeting this month.

OES – No meeting

FSC – No meeting this month.

Miramar Advisory – No meeting this month.

County Meetings – No meeting this month

OSFM- All meetings were performed via Skype call in.

**PUBLIC EDUCATION - OUTREACH:**

None

<b>April 2020 Incidents</b>		
<b>Incident Category</b>	<b>All Incidents</b>	<b>All Incidents Percent</b>
<b>FIRE, EXPLOSION</b>	6	5.08%
<b>GOOD INTENT CALL</b>	8	6.78%
<b>RESCUE, EMS</b>	78	66.10%
<b>SERVICE CALL</b>	24	20.34%
<b>SPECIAL OR OTHER INCIDENT TYPE</b>	2	1.69%
<b>Report Totals</b>	<b>118</b>	<b>100.00%</b>

<b>Auto/Mutual Aid Received</b>		
<b>Receiving City</b>	<b>Agency</b>	<b>Mutual Aid Incidents</b>
ALPINE	EL CAJON	2
ALPINE	SAN MIGUEL	1
ALPINE	MONTE VISTA	12
ALPINE	LAKESIDE	5
ALPINE	VIEJAS	7
ALPINE	SYCUAN	1
<b>Report Total</b>		<b>20</b>

<b>Auto/Mutual Aid Given</b>		
<b>Receiving City</b>	<b>Agency</b>	<b>Mutual Aid Incidents</b>
LAKESIDE	ALPINE	7
SAN DIEGO COUNTY	ALPINE	1
<b>Report Total</b>		<b>8</b>

# GRANT UPDATE

## GRANTS IN PROCESS:

Grantor: **Sempra Energy/Alpine Fire Foundation - CERT 2015** Amount: \$2,500  
Purpose: **Equipment/ OT** Date Submitted: 7/20/2015  
Performance Period:

Grant provides funds for CERT. Funds held in Foundation until needed. (Retired Finance Officer Moore) 7/20/2015: Award received. 10/2017: No funds expended. 4/5/2019: Balance of \$450.69 for OT CERT Training for Jackson & Laff 12/18 & 12/20/2018. (Total \$649.45 less \$238.76 CERT 2014 = \$450.69). 5/15/2019: Moved training kits from 5023.01 to CERT 2015 \$261.33. Balance left is \$1787.98; **8/20/2019: CERT refreshments for Fire Safety Expo \$22.00; Foundation balance \$1765.98**

---

Grantor: **Sempra Energy/Alpine Fire Foundation - CERT 2019** Amount: \$2,500  
Purpose: **Equipment/ OT** Date Submitted: 4/2/2019  
Performance Period:

Grant provides funds for CERT. Funds held in Foundation until needed. (Finance Officer, Captain Dotson)

---

Grantor: **FEMA4305-DR-CA CalOES** Amount: \$9,350.36  
Purpose: **Late January Storms Disaster Recovery** Date Submitted: 3/22/2017  
Performance Period: As approved (Max 120 days)

Reimburse 75% of Critical Weather overtime costs for January 21, 22, 23, 2017. (Retired Finance Officer Moore, Fire Chief Paskle) 4/30/2017: Regional Systems Manager has been assigned. 5/31/2017 - 6/30/2017: Reimbursement request working its way through the federal system for approval and payment. 7/31/2017: Reimbursement approved. 12/7/17: Received the Federal portion \$6071.00. **2/14/2019: Waiting on the State portion however cannot receive \$1131.73 until meets the State Funding threshold of \$2500. Project Completion and Certification Report completed.**

---

Grantor: **FY18 UASI** Amount: \$2,612  
Purpose: **Training Participation** Date Submitted: 6/28/2018  
Performance Period: 9/1/2018 - 9/15/2020 Awarded: 2/26/2019

7/1/2019: Earmarked for Dotson CalChiefs Training Officer Conf 11/18 - 11/19/19. **2/12/20: Submitted Cash Request #1.**

---

Grantor: **FY18 SHGP** Amount: \$13,261  
Purpose: **Turnout (PPE) Cache** Date Submitted: 1/18/2018  
Performance Period: 3/1/2019 - 5/31/2020 Awarded:

Grant provides funds to build turnout cache. (Finance Officer Caccavo, Captain Boggeln) 12/13/18: Email county to determine status of application. 3/13/19: Received award letter and assurances. **2/12/20: Ordered turn out boots from MES.**

## GRANTS SUBMITTED

New Activity

---

Grantor: **SD Regional Fire Foundation** Amount: \$12,581  
Purpose: **Thermal Imaging Cameras** Date Submitted: 5/11/2020  
Performance Period: CY 2020 Awarded:

Grant provides funds purchase fourteen (14) Thermal Imaging Cameras (TIC) with Seek TIC gear Keeper attachments. (Fire Chief Boggeln)

# GRANT UPDATE

Grantor: **FY17 FEMA Cal OES Hazard Mit. Grant** Amount: \$180,000  
Purpose: **Alpine Creek Fuels Reduction** Date Submitted: 7/1/2018

**9/10/2019: Per Fire Marshal McBroom - no activity.**

---

Grantor: **FY19 SHGP** Amount: \$13,228  
Purpose: **4 VHF Radios / 12 Web Gear Packs** Date Submitted: 12/13/2018  
Performance Period: 12/15/2019 - 7/31/2021 Awarded:

Grant provides funds purchase four (4) VHF Radios with accessories and twelve (12) Web Gear Packs. (Finance Officer Caccavo, Captain Boggeln) 12/13/18: Emailed application electronically to Raluca Pimenta and hard copy in the mail. **11/12/19: Resent hard copy per their request; anticipate the formal award in Spring 2020.**

---

Grantor: **FY20 SHGP** Amount: \$13,616.00  
Purpose: **MDC (1) / 800 MHz Radios (2)** Date Submitted: 12/11/2019  
Performance Period: 3/1/2021 - 6/30/2022

(Finance Office Caccavo, Division Chief Boggeln) **12/11/2019: Emailed application and mailed hard copy following day.**

---

## GRANTS CLOSED - AWAITING CLOSE OUT CONFIRMATION

Grantor: **FY15 Assistance to Firefighters (AFG)** Amount: \$129,106  
Purpose: **SCBA's and RIT packs** Date Submitted: 1/13/2016  
Performance Period: April-September 2016

Grant would provide funds to replace 14 SCBA's and 2 RIT packs. District portion \$6,147; Federal portion \$122,959. (Finance Officer Moore, Captains Boggeln, Dotson) Awarded 8/26/2016. 11/3/2016: GPO contract will be approved 11/15/16 with Board approval to purchase. Goods purchased. 12/2016: goods received. 1/25/2017: 1st Q report submitted. Reimbursement requested and received. 2/2017: Received approval to use balance of funds on any allowable expense. 2/24/2017: Excess funds used for investigative lighting and face-pieces. Reimbursement received from AFG. 7/31/2017: Quarterly report submitted. Final Closeout is due 11/19/2017 and will be submitted when closeout report available on AFG website; no report on website as of 9/10/2019. 2/11/2020: Submitted documentation for Desk Review. **3/9/2020: Submitted closeout documentation.**

---

Grantor: **FY16 SHGP** Amount: \$13,176  
Purpose: **Turnout (PPE) Cache** Date Submitted: 12/1/2016  
Performance Period: Dec 2016 (FY16/17)

Grant provides funds to build turnout cache. (Finance Officer Moore, Captain Boggeln) 12/1/2016: Waiting for State of California to approve funding and release award. 4/28/2017: Award released, OK to purchase. 10/2017: Two sets of Lion turnouts on order. 2/16/2018: 2 sets received; 4 sets ordered. Cash Request #1 sent. 4/10/2018: Received the remaining 4 sets. 6/8/18: Cash request #2 submitted. 12/19/18: Waiting for payment to close out. 12/27/2018: Received payment for Cash Request #2; County advised Cash Request #1 payment is in line for payment. **1/28/2019: Received final payment. Waiting for closeout.**

---

# GRANT UPDATE

Grantor: **CA Fire Foundation** Amount: \$7,277.72  
Purpose: **Prevention & Preparedness due to Climate Change** Date Submitted: 6/11/2018  
Performance Period: 7/16/18 - 12/15/18  
To purchase Fire Prevention materials for school visits and new resident Welcome Kits. (*Finance Office Caccavo, Fire Marshal McBroom*) 8/14/18: Begin purchasing items for kits & school visits. **12/13/2018: Submitted Final Report; close out letter anticipated first week of January 2019.**

Grantor: **FY17 UASI** Amount: \$4,753  
Purpose: **Training Participation** Date Submitted: 11/14/2017  
Performance Period: 9/1/2017 - 12/31/2019 Awarded: 11/16/2017  
4/10/2018: 1 training class taken; cash receipt to be submitted. 5/10/2018: Cash request #1 submitted. 6/7/2018: Cash request #2 submitted. 10/05/2018: Check received \$1165.64 for Cash Requests #1 & #2. 1/23/2019: Submitted Cash Request #3 for \$3587.36. **8/13/2019: Cash Request #3 received; awaiting close out letter.**

Grantor: **FY17 SHGP** Amount: \$13,176  
Purpose: **Turnout (PPE) Cache** Date Submitted: 3/21/2018  
Performance Period: 12/12/2017 - 6/30/2019 Awarded: 3/21/2018  
Grant provides funds to build turnout cache. (*Retired Finance Officer Moore, Captain Boggeln*) 7/20/18: Staff to begin purchasing immediately. 5/15/2019: Delivery expected the week of 5/20; invoice received. 6/11/19: Submitted Cash Request #1; waiting on cleared check for CR#2. 9/10/2019: Waiting for payment for Cash Request #1 & #2; payment anticipated by the end of the year. **11/18/2019: Both Cash Requests have been received, waiting for close out letter.**